

SCHOOL EDUCATION STATISTICS

SINDH

2015– 16



BUREAU OF STATISTICS
PLANNING & DEVELOPMENT DEPARTMENT
GOVERNMENT OF SINDH
P.O.BOX NO 3879,
Kehkashan, Clifton, Karachi-75600
Email: sindh.statistics@gmail.com

FOREWORD

“School Education Statistics Sindh 2015-2016 is the latest issue containing district –wise information enrollment and teaching staff of primary, middle, secondary and higher secondary schools (by sex urban and rural areas) along available facilities in the institutions run by the Government of Sindh for the year 2015-2016..

The data published in this booklet has been collected from Sindh Education Management and Information System (SEMIS) under Education Department.

This booklet will hopefully be informative and useful for planners, educationists, researchers and those who are interested in data of education sector.

Suggestions for further improvement of this publication would be welcome.

Karachi dated the June, 2017

Dr. NASIM-UL-GHANI SAHITO
Director General
Sindh Bureau of Statistics

PERSONNEL MATRIX

<u>S.NO</u>	<u>NAME</u>	<u>DESIGNATION</u>
1.	Mr. Nasim-UI-Ghani Sahito	Director General
2.	Mr. Ali Ahmed Channa	Director

SOCIAL STATISTICS SECTION

3.	Mr. Muhammad Hanif	Deputy Director
4.	Mrs. Tatheer Zehra	Statistical Officer

CONTENTS

TABLE NO.	TITLE	PAGE NO.
..	FOREWORD	I
..	PERSONAL MATRIX	II
	CONTENTS	III-IV
1.01	SUMMARY TABLE 2011-20012 TO 2015-2016	2
2.01	Schools with and without basic facilities (by district) in Sindh for year 2015-2016	3-4
2.02	Schools with and without advance facilities (by district) in Sindh for year 2015-2016	5-6
2.03	School building ownership and number of classrooms (by district) in Sindh for year 2015-2016	7
2.04	Class rooms facilities in schools (by district) in Sindh for year 2015-2016	8
3.01	Number of schools status wise by district in Sindh for year 2015-2016	9
3.02	No. of institutions, enrollment and teaching staff (by level, sex and by urban and rural) of Sindh for year 2015-2016	10
3.03	Classwise enrollment in schools by districts in Sindh for year 2015-2016	11
3.04	Schools by medium in Sindh for year 2015-2016	12
3.05	Participation rate in Govt. schools at primary stage (district wise) in Sindh for year 2015-2016	13
	No. of institutions, enrollment and teaching staff of Primary, Middle, Secondary and Higher Secondary Schools (by Sex and Urban Rural) for year 2015-2016 of following Districts:	
4.01	Central Karachi	14
4.02	East Karachi	15
4.03	South Karachi	16
4.04	West Karachi	17
4.05	Malir Karachi	18
4.06	Korangi Karachi	19
4.07	BADIN	20

CONTENTS

TABLE NO.	TITLE	PAGE NO.
4.08	DADU	21
4.09	JAMSHORO	22
4.10	HYDERABAD	23
4.11	THATTA	24
4.12	MATIARI	25
4.13	TANDO ALLAHYAR	26
4.14	TANDO MUHAMMAD KHAN	27
4.15	SUJAWAL	28
4.16	JACOBABAD	29
4.17	LARKANA	30
4.18	SHIKARPUR	31
4.19	KASHMORE	32
4.20	KAMBER SHAHDADKOT	33
4.21	KHAIRPUR	34
4.22	SUKKUR	35
4.23	GHOTKI	36
4.24	MIRPURKHAS	37
4.25	THARPARKAR @ MITHI	38
4.26	UMER KOT	39
4.27	SANGHAR	40
4.28	NAUSHERO FEROZE	41
4.29	NAWABSHAH (SHAHEED BENAZEER ABAD)	42

SUMMARY TABLE
2011-2012 TO 2015-2016

1.01: NO. OF INSTITUTIONS, ENROLLMENT AND TEACHING STAFF (BY LEVEL, AND BY SEX) IN SINDH FOR YEAR 2011-2012 TO 2015-2016

	2011-2012		2012-2013		2013-2014		2014-2015		2015-2016	
	TOTAL	FEMALE	TOTAL	FEMALE	TOTAL	FEMALE	TOTAL	FEMALE	TOTAL	FEMALE
INSTITUTIONS										
Primary	43,089	6,471	42,900	6,264	42,342	6,066	41,724	5,851	41,131	5,711
Middle	2,554	731	2,429	695	2,336	660	2,316	616	2,329	593
Secondary	1,639	513	1,775	543	1,752	544	1,706	512	1,696	488
Higher Secondary	275	86	290	90	294	84	293	79	291	76
Grand Total	47,557	7,801	47,394	7,592	46,724	7,354	46,039	7,058	45,447	6,868
ENROLLMENT										
Primary	2,980,446	1,231,584	2,963,622	1,209,592	2,802,824	1,121,976	2,645,868	1,030,313	2,688,401	1,039,794
Middle	280,128	138,828	263,910	134,677	246,893	121,248	252,824	115,074	265,846	117,948
Secondary	672,063	278,079	711,940	300,057	723,052	303,930	805,131	334,498	836,394	346,103
Higher Secondary	289,523	110,362	309,561	114,851	312,646	112,806	340,653	119,643	354,578	122,194
Grand Total	4,222,160	1,758,853	4,249,033	1,759,177	4,085,415	1,659,960	4,044,476	1,599,528	4,145,219	1,626,039
TEACHING STAFF										
Primary	99,254	27,422	96,401	26,398	92,521	24,299	87,085	22,193	92,942	24,514
Middle	12,063	5,051	10,755	4,551	11,980	4,759	12,278	4,690	13,610	5,215
Secondary	27,109	11,005	27,357	10,723	32,194	13,168	34,588	14,344	38,811	16,604
Higher Secondary	7,677	2,705	8,126	2,678	8,743	2,890	10,219	3,450	10,853	3,764
Grand Total	146,103	46,183	142,639	44,350	145,438	45,116	144,170	44,677	156,216	50,097

**FACILITIES AVAILABLE IN
SCHOOLS
BY DISTRICT**

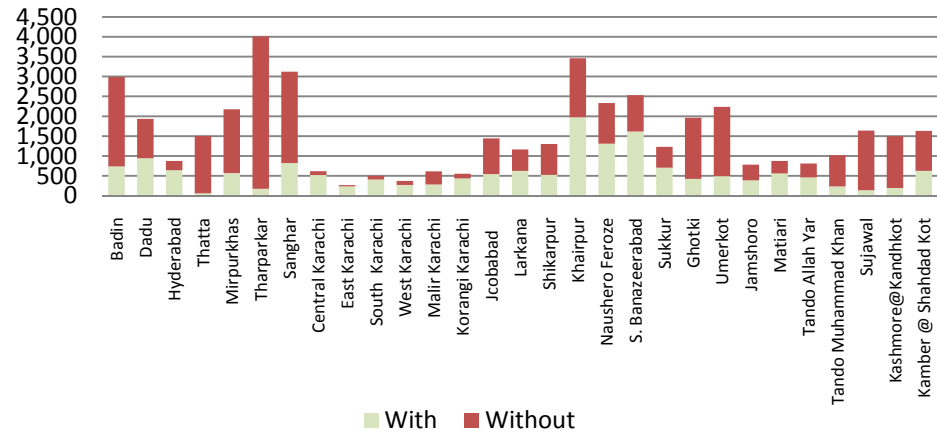
2.01 SCHOOLS WITH & WITHOUT BASIC FACILITIES BY DISTRICT IN SINDH 2015-16

(In Number)

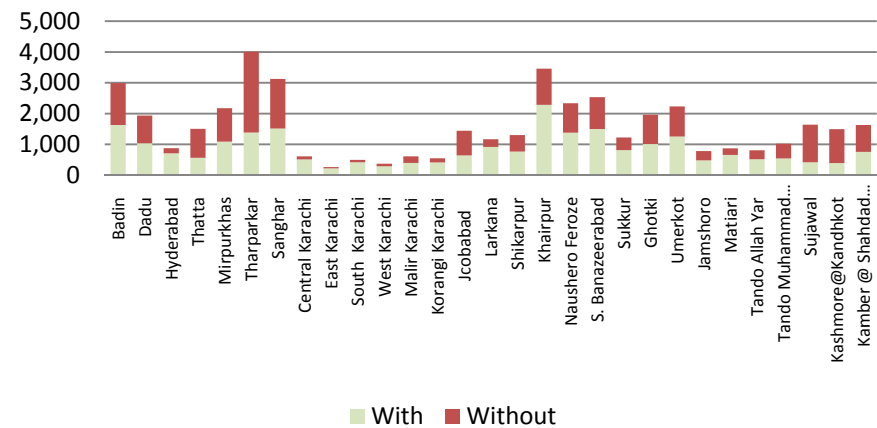
Schools With and Without Basic Facilities.

	No.of School	Electricity		Washroom	
		With	Without	With	Without
SINDH	45,447	16,893	28,554	24,564	20,883
Badin	2,991	739	2,252	1,629	1,362
Dadu	1,935	944	991	1,041	894
Hyderabad	876	639	237	713	163
Thatta	1,505	60	1,445	565	940
Mirpurkhas	2,174	568	1,606	1,091	1,083
Tharparkar	4,010	175	3,835	1,386	2,624
Sanghar	3,124	823	2,301	1,514	1,610
Central Karachi	615	519	96	512	103
East Karachi	267	235	32	222	45
South Karachi	499	405	94	418	81
West Karachi	372	270	102	291	81
Malir Karachi	613	280	333	398	215
Korangi Karachi	551	435	116	413	138
Jacobabad	1,443	543	900	646	797
Larkana	1,166	623	543	920	246
Shikarpur	1,301	523	778	767	534
Khairpur	3,460	1,973	1,487	2,287	1,173
Naushero Feroze	2,334	1,310	1,024	1,382	952
S. Banazeerabad	2,532	1,615	917	1,503	1,029
Sukkur	1,227	705	522	816	411
Ghotki	1,963	424	1,539	1,014	949
Umerkot	2,234	491	1,743	1,256	978
Jamshoro	783	387	396	485	298
Matiari	874	561	313	658	216
Tando Allah Yar	810	460	350	520	290
Tando Muhammad Khan	1,021	232	789	545	476
Sujawal	1,639	136	1,503	418	1,221
Kashmore@Kandhkot	1,497	193	1,304	397	1,100
Kamber @ Shahdad Kot	1,631	625	1,006	757	874

Schools With and Without Electricity



Schools With and Without Washroom



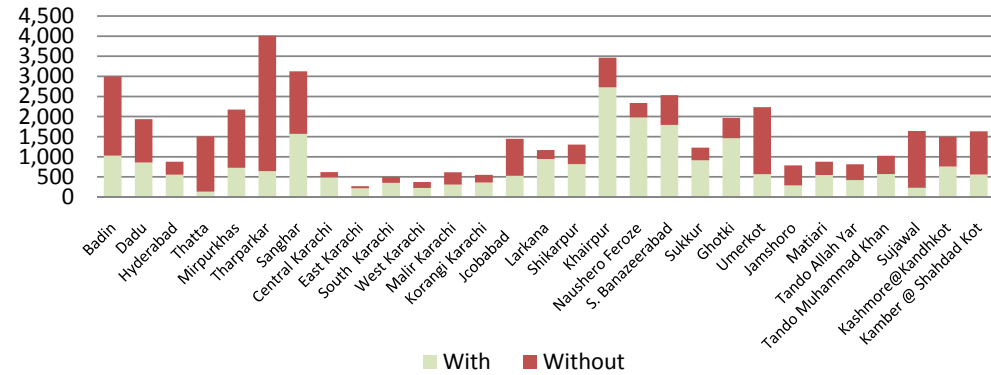
Source: RSU-Sindh Management Information System (SEMIS)

2.01 SCHOOLS WITH & WITHOUT BASIC FACILITIES BY DISTRICT IN SINDH 2015-16

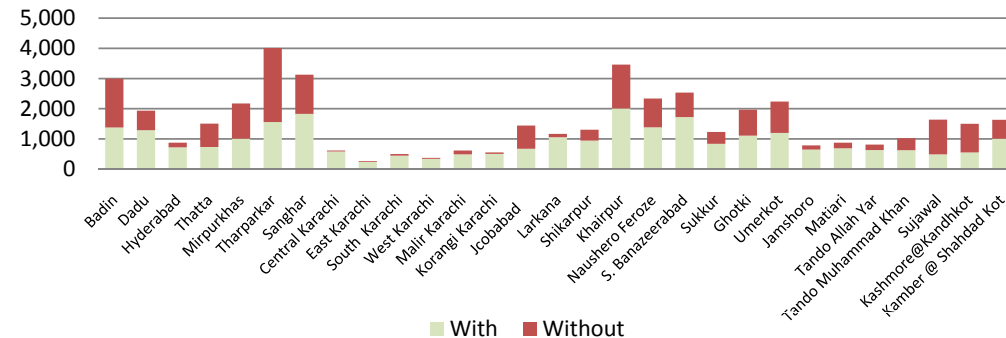
(In Number)

Schools With and Without Basic Facilities.					
	No.of School	Drinking Water		Boundary Wall	
		With	Without	With	Without
SINDH	45,447	22,514	22,933	26,655	18,792
Badin	2,991	1,028	1,963	1,375	1,616
Dadu	1,935	857	1,078	1,285	650
Hyderabad	876	554	322	720	156
Thatta	1,505	133	1,372	730	775
Mirpurkhas	2,174	725	1,449	1,008	1,166
Tharparkar	4,010	640	3,370	1,555	2,455
Sanghar	3,124	1,568	1,556	1,828	1,296
Central Karachi	615	487	128	584	31
East Karachi	267	214	53	238	29
South Karachi	499	350	149	447	52
West Karachi	372	223	149	341	31
Malir Karachi	613	308	305	486	127
Korangi Karachi	551	357	194	504	47
Jobabad	1,443	527	916	672	771
Larkana	1,166	941	225	1,055	111
Shikarpur	1,301	816	485	945	356
Khairpur	3,460	2,726	734	2,007	1,453
Naushero Feroze	2,334	1,978	356	1,380	954
S. Banazeerabad	2,532	1,790	742	1,723	809
Sukkur	1,227	911	316	836	391
Ghotki	1,963	1,462	501	1,107	856
Umerkot	2,234	565	1,669	1,197	1,037
Jamshoro	783	286	497	648	135
Matiari	874	545	329	688	186
Tando Allah Yar	810	418	392	629	181
Tando Muhammad Khan	1,021	567	454	624	397
Sujawal	1,639	225	1,414	485	1,154
Kashmore@Kandhkot	1,497	755	742	552	945
Kamber @ Shahdad Kot	1,631	558	1,073	1,006	625

Schools With & Without Drinking Water



Schools With & Without Boundary Wall



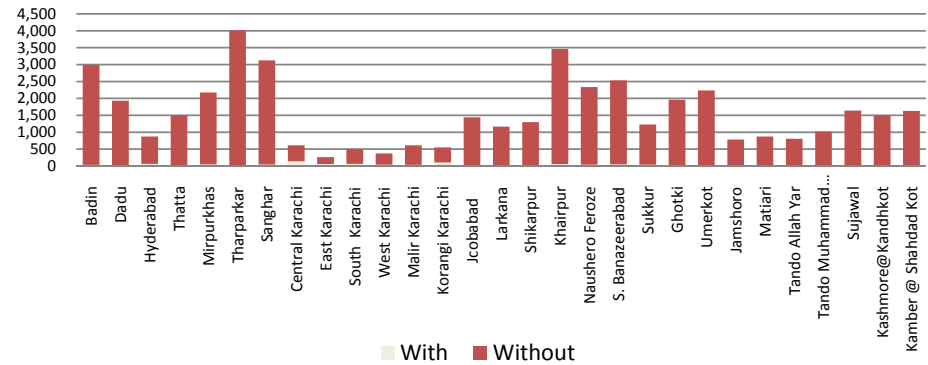
Source: RSU-Sindh Management Information System (SEMIS)

2.02 SCHOOLS WITH & WITHOUT ADVANCE FACILITIES BY DISTRICT IN SINDH 2015-16

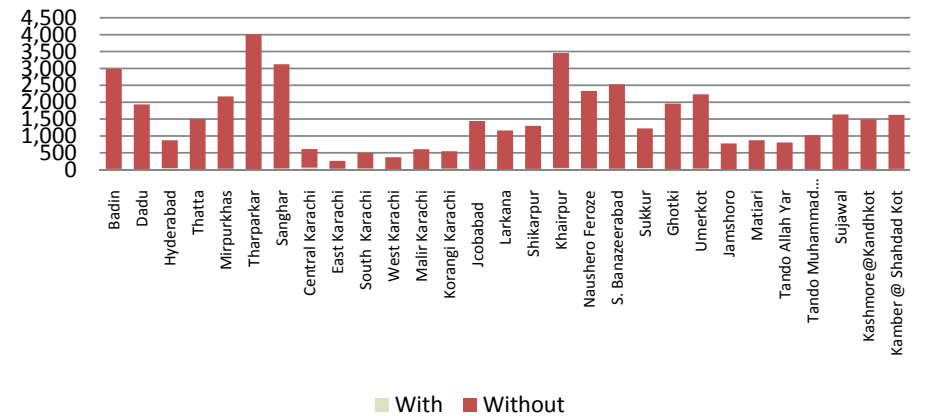
(In Number)

Schools With and Without Advance Facilities.					
	No.of School	Laborat-ory		Library	
		With	Without	With	Without
SINDH	45,447	1,170	44,277	811	44,636
Badin	2,991	37	2,954	28	2,963
Dadu	1,935	31	1,904	19	1,916
Hyderabad	876	66	810	54	822
Thatta	1,505	18	1,487	19	1,486
Mirpurkhas	2,174	50	2,124	31	2,143
Tharparkar	4,010	23	3,987	18	3,992
Sanghar	3,124	46	3,078	43	3,081
Central Karachi	615	142	473	66	549
East Karachi	267	61	206	35	232
South Karachi	499	67	432	44	455
West Karachi	372	41	331	12	360
Malir Karachi	613	38	575	18	595
Korangi Karachi	551	107	444	39	512
Jacobabad	1,443	17	1,426	9	1,434
Larkana	1,166	31	1,135	16	1,150
Shikarpur	1,301	26	1,275	28	1,273
Khairpur	3,460	62	3,398	56	3,404
Naushero Feroze	2,334	42	2,292	39	2,295
S. Banazeerabad	2,532	53	2,479	31	2,501
Sukkur	1,227	44	1,183	54	1,173
Ghotki	1,963	22	1,941	21	1,942
Umerkot	2,234	19	2,215	37	2,197
Jamshoro	783	26	757	12	771
Matiari	874	20	854	15	859
Tando Allah Yar	810	20	790	12	798
Tando Muhammad Khan	1,021	7	1,014	9	1,012
Sujawal	1,639	8	1,631	8	1,631
Kashmore@Kandhkot	1,497	18	1,479	10	1,487
Kamber @ Shahdad Kot	1,631	28	1,603	28	1,603

Schools With and Without Laboratory



Schools With and Without Library

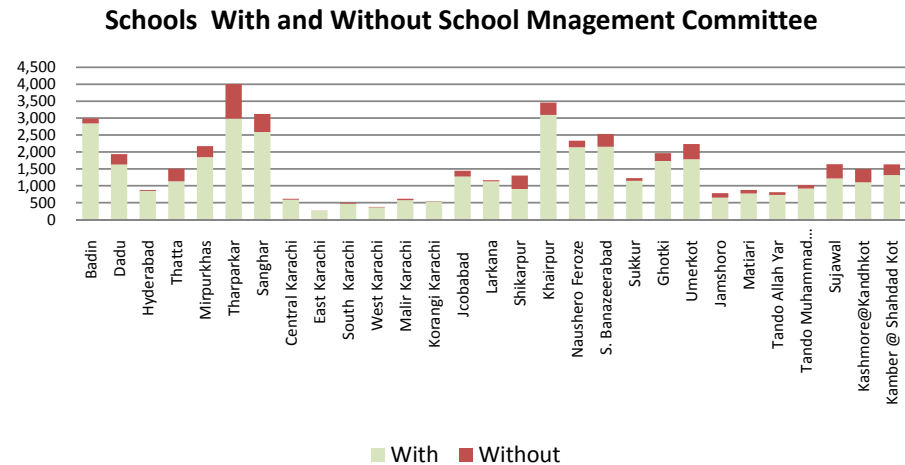
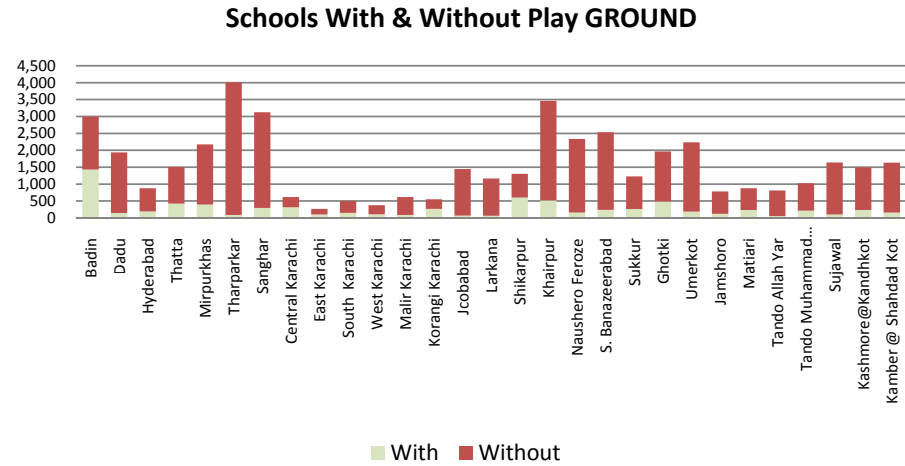


Source: RSU-Sindh Management Information System (SEMIS)

2.02 SCHOOLS WITH & WITHOUT ADVANCE FACILITIES BY DISTRICT IN SINDH 2015-16

Schools With and Without Advance Facilities.					
	No. of School	Play Ground		School Management Committee	
	No. of School	With	Without	With	Without
SINDH	45,447	7,638	37,809	38,716	6,731
Badin	2,991	1,431	1,560	2,845	146
Dadu	1,935	144	1,791	1,628	307
Hyderabad	876	187	689	846	30
Thatta	1,505	422	1,083	1,130	375
Mirpurkhas	2,174	393	1,781	1,847	327
Tharparkar	4,010	87	3,923	2,988	1,022
Sanghar	3,124	292	2,832	2,588	536
Central Karachi	615	312	303	588	27
East Karachi	267	99	168	258	9
South Karachi	499	149	350	468	31
West Karachi	372	105	267	360	12
Malir Karachi	613	84	529	573	40
Korangi Karachi	551	264	287	540	11
Jacobabad	1,443	65	1,378	1,273	170
Larkana	1,166	61	1,105	1,132	34
Shikarpur	1,301	603	698	905	396
Khairpur	3,460	518	2,942	3,097	363
Naushero Feroze	2,334	154	2,180	2,139	195
S. Banazeerabad	2,532	235	2,297	2,153	379
Sukkur	1,227	259	968	1,146	81
Ghotki	1,963	485	1,478	1,731	232
Umerkot	2,234	183	2,051	1,783	451
Jamshoro	783	120	663	649	134
Matiari	874	231	643	769	105
Tando Allah Yar	810	53	757	731	79
Tando Muhammad Khan	1,021	213	808	918	103
Sujawal	1,639	100	1,539	1,214	425
Kashmore@Kandhkot	1,497	232	1,265	1,101	396
Kamber @ Shahdad Kot	1,631	157	1,474	1,316	315

(In Number)



Source: RSU-Sindh Management Information System (SEMIS)

2.03: SCHOOLS BUILDING OWNERSHIP AND NO OF CLASS ROOMS BY DISTRICT IN SINDH 2015-16

(In Number)

DISTRICT	Own Govt. Building	Other Govt. School Building	Rented	Other Building	shelterless(No Build.)	No.of Schools having Class Rooms								Total schools
						Total	0	1	2	3	4	5	>5	
SINDH	37,330	350	263	384	7,120	45,447	7,120	11,133	17,274	2,616	1,609	1,902	3,793	45,447
Badin	2,183	21	5	8	774	2,991	774	808	1,075	98	60	53	123	2,991
Dadu	1,670	4	9	9	243	1,935	243	218	1,038	108	85	80	163	1,935
Hyderabad	785	55	9	12	15	876	15	180	271	85	49	68	208	876
Thatta	1,470	-	2	-	33	1,505	33	739	529	82	29	39	54	1,505
Mirpurkhas	1,660	19	8	25	462	2,174	462	514	830	127	71	62	108	2,174
Tharparkar	3,076	9	24	9	892	4,010	892	1,573	1,112	187	89	83	74	4,010
Sanghar	2,430	11	6	18	659	3,124	659	620	1377	119	104	77	168	3,124
Central Karachi	516	41	24	31	3	615	3	45	28	53	57	153	276	615
East Karachi	214	10	30	7	6	267	6	7	11	18	19	68	138	267
South Karachi	449	21	15	11	3	499	3	39	47	42	39	118	211	499
West Karachi	315	35	7	11	4	372	4	26	28	39	44	125	106	372
Malir Karachi	564	9	8	17	15	613	15	98	247	58	36	72	87	613
Korangi Karachi	486	20	9	22	14	551	14	22	32	44	38	194	207	551
Jcobabad	1,028	8	18	36	353	1,443	353	340	517	71	39	35	88	1,443
Larkana	1,103	3	1	2	57	1,166	57	92	610	103	71	31	202	1,166
Shikarpur	1,153	8	2	15	123	1,301	123	171	661	95	59	54	138	1,301
Khairpur	3,091	3	10	18	338	3,460	338	1,120	1,279	222	146	89	266	3,460
Naushero Feroze	1,747	13	7	28	539	2,334	539	308	975	161	81	85	185	2,334
S. Banazeerabad	2,127	13	20	28	344	2,532	344	609	1,188	116	57	46	172	2,532
Sukkur	1,119	13	-	2	93	1,227	93	284	430	115	68	58	179	1,227
Ghotki	1,428	4	3	13	515	1,963	515	235	886	102	71	57	97	1,963
Umerkot	1,869	8	7	6	344	2,234	344	690	918	107	44	47	84	2,234
Jamshoro	755	-	-	-	28	783	28	224	338	55	37	16	85	783
Matiari	814	2	6	1	51	874	51	256	367	56	40	30	74	874
Tando Allah Yar	747	3	5	6	49	810	49	164	378	89	38	26	66	810
Tando Muhammad Khan	881	10	1	22	107	1,021	107	421	354	55	21	21	42	1,021
Sujawal	1,404	2	22	12	199	1,639	199	886	436	46	16	17	39	1,639
Kashmore@Kandhkot	849	1	2	3	642	1,497	642	191	487	50	30	28	69	1,497
Kamber @ Shahdad Kot	1,397	4	3	12	215	1,631	215	253	825	113	71	70	84	1,631

Source: RSU-Sindh Management Information System (SEMIS)

2.04 CLASSROOM FACILITIES IN SCHOOLS BY DISTRICTS IN SINDH 2015-16

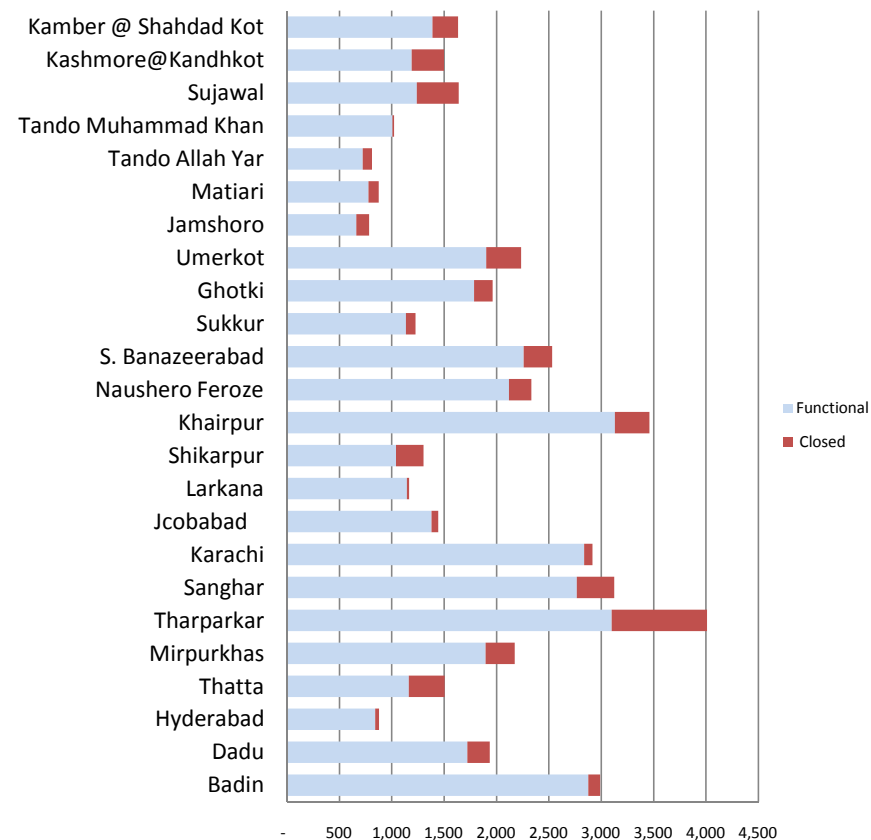
SINDH	Black Board	Student Chair	Desk/Bench	Teacher Table	Teacher Chair	Fans	Almirah	Computer
	110,875	194,137	936,338	104,560	234,339	157,464	59,631	12,049
Badin	5,420	8,718	40676	5,505	11,577	6,768	3,357	1,342
Dadu	4,705	2,790	42,433	4,487	10,332	6,223	1,654	358
Hyderabad	4,766	16,147	38,992	4,693	12,414	9,857	3,177	665
Thatta	1,819	3,576	18,507	2,284	3,907	1,309	1,601	269
Mirpurkhas	4,548	12,981	34,303	5,000	10,695	6,369	3,377	401
Tharparkar	3,392	9,801	25,263	4,140	7,997	2,237	2,566	291
Sanghar	6,246	10,049	43,412	6,725	13,961	8,734	3,069	407
Central Karachi	4,617	4,941	53,670	3,487	8,537	6,550	3,098	565
East Karachi	2,619	4,196	29,433	1,633	4,284	4,009	1,713	404
South Karachi	3,987	4,999	38,141	2,939	6,258	5,569	2,205	509
West Karachi	2,413	1,864	23,403	1,412	3,562	2,147	1,117	109
Malir Karachi	2,291	3,084	20,574	1,962	3,922	2,464	1,316	213
Korangi Karachi	4,145	3,049	49,871	2,845	7,591	4,470	2,388	373
Jacobabad	2,667	4,409	19,485	2,382	5,423	2,807	725	361
Larkana	4,403	5,771	38,889	4,524	11,127	8,521	1,439	244
Shikarpur	3,447	10,498	24,063	2,659	5,967	5,231	1,570	394
Khairpur	9,021	27,194	62,661	8,045	18,863	13,685	4,180	973
Naushero Feroze	6,476	8,230	52,319	6,242	13,947	9,954	3,545	469
S. Banazeerabad	6,212	4,814	56,660	5,942	13,416	11,140	3,456	724
Sukkur	4,377	12,311	35,095	4,410	10,055	7,827	2,598	668
Ghotki	3,458	3,749	35,119	4,017	9,131	5,917	2,032	449
Umerkot	3,184	7,301	25,519	3,291	7,306	4,092	2,037	431
Jamshoro	2393	3,101	18,887	2,318	4,943	3,478	1,149	200
Matiari	2,550	4,485	20,633	2,563	6,368	4,700	1,449	308
Tando Allah Yar	2,440	1,585	19,001	2,235	4,251	3,988	1,219	144
Tando Muhammad Khan	1,884	3,294	12,941	1,732	3,393	1,795	956	151
Sujawal	1,509	2,262	14,071	1,877	3,416	825	956	219
Kashmore@Kandhkot	2,272	6,881	14,697	1,943	4,176	1,935	657	235
Kamber @ Shahdad Kot	3,614	2,057	27,620	3,268	7,520	4,863	1,025	173

Source: RSU-Sindh Management Information System (SEMIS)

3.01 NUMBER OF SCHOOLS STATUS WISE BY DISTRICTS IN SINDH 2015-2016

DISTRICT NAME	Numbers			Percentage		
	Functional	Closed	Total	Functional	Closed	Total
Badin	2,876	115	2,991	96.2%	3.8%	100%
Dadu	1,720	215	1,935	88.9%	11.1%	100%
Hyderabad	840	36	876	95.9%	4.1%	100%
Thatta	1,163	342	1,505	77.3%	22.7%	100%
Mirpurkhas	1,894	280	2,174	87.1%	12.9%	100%
Tharparkar	3,101	909	4,010	77.3%	22.7%	100%
Sanghar	2,767	357	3,124	88.6%	11.4%	100%
Karachi	2,837	80	2,917	97.3%	2.7%	100%
Jcobabad	1,379	64	1,443	95.6%	4.4%	100%
Larkana	1,143	23	1,166	98.0%	2.0%	100%
Shikarpur	1,038	263	1,301	79.8%	20.2%	100%
Khairpur	3,130	330	3,460	90.5%	9.5%	100%
Naushero Feroze	2,119	215	2,334	90.8%	9.2%	100%
S. Banazeerabad	2,259	273	2,532	89.2%	10.8%	100%
Sukkur	1,133	94	1,227	92.3%	7.7%	100%
Ghotki	1,784	179	1,963	90.9%	9.1%	100%
Umerkot	1,900	334	2,234	85.0%	15.0%	100%
Jamshoro	660	123	783	84.3%	15.7%	100%
Matiari	776	98	874	88.8%	11.2%	100%
Tando Allah Yar	722	88	810	89.1%	10.9%	100%
Tando Muhammad Khan	1,005	16	1,021	98.4%	1.6%	100%
Sujawal	1,238	401	1,639	75.5%	24.5%	100%
Kashmore@Kandhkot	1,190	307	1,497	79.5%	20.5%	100%
Kamber @ Shahdad Kot	1,389	242	1,631	85.2%	14.8%	100%
SINDH	40,063	5,384	45,447	88.2%	11.8%	100%

Functional & Closed Schools By District



Source: RSU-Sindh Management Information System (SEMIS)

3.02 SCHOOL EDUCATION DATA (INSTITUTIONS, ENROLMENT AND TEACHING STAFF) BY SEX AND BY URBAN AND RURAL 2015-2016

SINDH PROVINCE

	URBAN			RURAL			TOTAL		
	TOTAL	MALE	FEMALE	TOTAL	MALE	FEMALE	TOTAL	MALE	FEMALE
INSTITUTIONS									
Primary	3,188	2,626	562	37,943	32,794	5,149	41,131	35,420	5,711
Middle	502	343	159	1,827	1,393	434	2,329	1,736	593
Secondary	716	431	285	980	777	203	1,696	1,208	488
Higher Secondary	92	51	41	199	164	35	291	215	76
Grand Total	4,498	3,451	1,047	40,949	35,128	5,821	45,447	38,579	6,868
ENROLLMENT									
Primary	485,748	261,208	224,540	2,202,653	1,387,399	815,254	2,688,401	1,648,607	1,039,794
Middle	80,235	36,321	43,914	185,611	111,577	74,034	265,846	147,898	117,948
Secondary	410,427	200,920	209,507	425,967	289,371	136,596	836,394	490,291	346,103
Higher Secondary	106,820	48,874	57,946	247,758	183,510	64,248	354,578	232,384	122,194
Grand Total	1,083,230	547,323	535,907	3,061,989	1,971,857	1,090,132	4,145,219	2,519,180	1,626,039
TEACHING STAFF									
Primary	23,636	11,989	11,647	69,306	56,439	12,867	92,942	68,428	24,514
Middle	5,174	2,158	3,016	8,436	6,237	2,199	13,610	8,395	5,215
Secondary	21,600	9,026	12,574	17,211	13,181	4,030	38,811	22,207	16,604
Higher Secondary	4,341	1,841	2,500	6,512	5,248	1,264	10,853	7,089	3,764
Grand Total	54,751	25,014	29,737	101,465	81,105	20,360	156,216	106,119	50,097

Note: i) Middle Schools cover Elementary Schools

Source: RSU-Sindh Management Information System (SEMIS)

3.03 CLASSWISE ENROLMENT IN SCHOOLS BY DISTRICT IN SINDH 2015-16

(In Numbers)

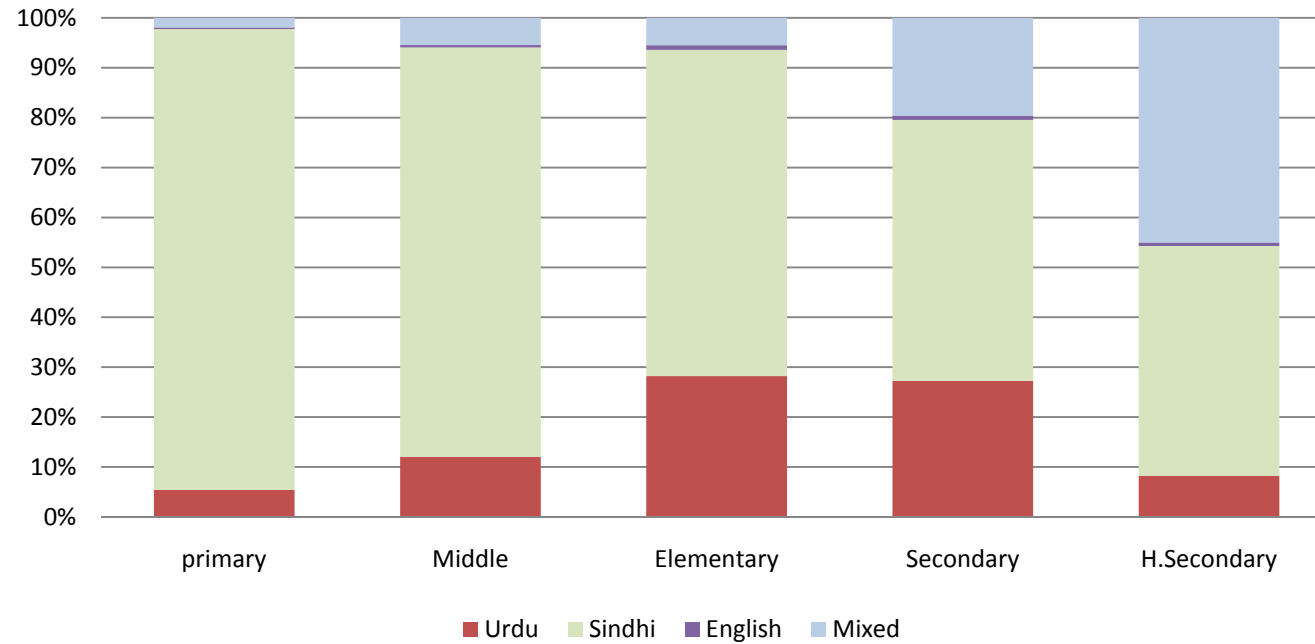
DISTRICT	PRE. PRIMARY	PRIMARY CLASSES						Middle Classes				Secondary Classes			Higher Sec. Classes			Grand Total
		Class I	Class II	Class III	Class IV	Class V	Total	Class VI	Class VII	Class VIII	Total	Class IX	Class X	Total	Class XI	Class XII	Total	
SINDH	641,038	671,004	552,627	469,739	420,145	316,406	2,429,921	209,122	205,555	187,753	602,430	187,721	179,980	367,701	55,013	49,116	104,129	4,145,219
Badin	37,034	32,977	28,210	22,669	19,544	13,354	116,754	8,415	7,580	6,608	22,603	6,053	5,621	11,674	1,898	1,997	3,895	191,960
Dadu	53,736	34,014	29,479	25,774	24,107	18,865	132,239	9,160	9,215	8,317	26,692	8,032	8,125	16,157	2,864	2,658	5,522	234,346
Hyderabad	17,078	20,844	18,091	16,226	14,285	11,860	81,306	10,387	9,849	9,888	30,124	10,981	10,541	21,522	2,688	2,326	5,014	155,044
Thatta	7,770	19,662	13,560	8,916	7,152	4,718	54,008	2,593	2,464	2,037	7,094	1,943	1,763	3,706	1,276	1,103	2,379	74,957
Mirpurkhas	15,126	28,778	23,336	18,608	16,042	11,405	98,169	8,201	7,395	7,038	22,634	8,031	7,101	15,132	3,330	2,962	6,292	157,353
Tharparkar	2,376	40,868	28,031	20,421	17,961	12,845	120,126	7,781	7,449	5,700	20,930	4,943	4,083	9,026	965	1,256	2,221	154,679
Sanghar	39,533	40,336	35,119	28,166	24,402	15,701	143,724	10,862	11,218	10,128	32,208	10,739	9,768	20,507	3,454	3,206	6,660	242,632
Central Karachi	8,101	11,663	10,726	10,472	9,608	9,286	51,755	9,327	8,877	8,723	26,927	8,868	8,852	17,720	808	872	1,680	106,183
East Karachi	5,180	6,070	5,582	5,193	4,664	4,617	26,126	4,339	3,934	4,001	12,274	3,948	4,181	8,129	402	228	630	52,339
South Karachi	8,588	11,089	9,940	8,962	7,579	6,434	44,004	6,084	5,487	5,146	16,717	5,140	4,938	10,078	467	473	940	80,327
West Karachi	3,137	8,407	7,250	6,814	6,105	5,089	33,665	4,403	4,183	4,175	12,761	4,228	3,863	8,091	106	63	169	57,823
Malir Karachi	9,096	9,249	7,542	6,225	5,301	4,478	32,795	3,366	3,284	2,764	9,414	2,606	2,455	5,061	686	578	1,264	57,630
Korangi Karachi	5,608	11,991	11,236	10,710	10,201	9,560	53,698	9,193	8,805	8,984	26,982	8,564	8,822	17,386	454	416	870	104,544
Jacobabad	25,933	23,942	20,140	17,536	16,671	12,541	90,830	5,838	5,583	4,954	16,375	4,679	4,719	9,398	1,771	1,624	3,395	145,931
Larkana	26,967	31,315	29,134	25,847	24,513	18,198	129,007	11,750	13,289	12,295	37,334	11,633	10,830	22,463	4,204	2,251	6,455	222,226
Shikarpur	16,376	23,159	20,511	17,939	16,600	13,090	91,299	7,745	7,085	6,334	21,164	6,512	6,136	12,648	2,325	2,143	4,468	145,955
Khairpur	65,546	48,801	35,008	32,067	29,181	22,918	167,975	16,369	17,931	16,041	50,341	16,593	14,865	31,458	4,544	4,125	8,669	323,989
Naushero Feroze	57,645	38,948	25,762	23,071	21,428	16,117	125,326	11,120	11,598	10,212	32,930	10,352	11,252	21,604	4,889	4,009	8,898	246,403
S. Banazeerabad	56,060	33,974	26,777	25,562	21,827	15,810	123,950	11,079	10,857	9,897	31,833	9,392	9,138	18,530	3,210	2,758	5,968	236,341
Sukkur	19,823	25,874	22,839	19,154	16,868	12,618	97,353	7,622	7,838	7,559	23,019	7,909	7,461	15,370	2,861	2,267	5,128	160,693
Ghotki	36,857	28,945	26,003	23,285	21,283	15,212	114,728	7,650	7,454	6,696	21,800	6,889	6,725	13,614	2,075	1,841	3,916	190,915
Umerkot	7,266	25,713	21,381	14,563	11,492	6,771	79,920	5,052	5,028	4,145	14,225	4,096	3,810	7,906	1,765	1,875	3,640	112,957
Jamshoro	13,984	12,876	10,921	9,130	8,319	6,232	47,478	4,103	3,998	3,523	11,624	4,085	4,004	8,089	763	1,440	2,203	83,378
Matiali	12863	13,446	12,337	10,449	9,287	6,552	52,071	4,333	4,000	3,900	12,233	3,790	3,694	7,484	438	400	838	85,489
Tando Allah Yar	15921	12,439	9,871	8,550	7,171	5,253	43,284	3,809	3,719	3,429	10,957	3,496	3,463	6,959	1,476	1,413	2,889	80,010
Tando Muhammad Khan	11402	11,682	10,109	8,540	6,702	4,474	41,507	2,466	2,145	1,877	6,488	1,551	1,456	3,007	204	202	406	62,810
Sujawal	6213	20,886	14,056	10,145	8,356	5,670	59,113	2,286	1,997	1,683	5,966	1,489	1,441	2,930	707	703	1,410	75,632
Kashmore@Kandhkot	19795	18,178	17,876	15,268	14,823	10,621	76,766	5,054	4,776	4,211	14,041	4,401	4,006	8,407	2,666	2,265	4,931	123,940
Kamber @ Shahdad Kot	36024	24,878	21,800	19,477	18,673	16,117	100,945	8,735	8,517	7,488	24,740	6,778	6,867	13,645	1,717	1,662	3,379	178,733

Source: RSU-Sindh Management Information System (SEMIS)

3.04. SCHOOLS BY MEDIUM IN SINDH 2015-16

Medium	PRIMARY				MIDDLE				ELEMENTARY				SECONDARY				HIGHER SECONDARY			
	Boys	Girls	Mixed	Total	Boys	Girls	Mixed	Total	Boys	Girls	Mixed	Total	Boys	Girls	Mixed	Total	Boys	Girls	Mixed	Total
Urdu	514	453	1243	2210	91	78	46	215	45	63	46	154	184	192	87	463	11	8	5	24
Sindhi	8547	5090	24359	37996	283	346	833	1462	64	68	225	357	273	169	444	886	38	26	70	134
English	33	19	84	136	3	3	3	9	2	1	2	5	7	5	3	15	-	-	2	2
Mixed	177	149	463	789	22	24	51	97	3	10	17	30	100	122	110	332	38	42	51	131
Total	9271	5711	26149	41131	399	451	933	1783	114	142	290	546	564	488	644	1696	87	76	128	291

Schools by Medium of Education in Sindh



Source: RSU-Sindh Management Information System (SEMIS)

3.05 PARTICIPATION RATES IN GOVT.SCHOOL AT PRIMARY STAGE BY DISTRICT IN SINDH 2015-2016

DISTRICT	POPULATION (In Nos)			ENROLMENT (In Nos)			PARTICIPATION RATES			OUT OF GOVT.SCHOOLS		
	BOYS	GIRLS	TOTAL	BOYS	GIRLS	TOTAL	BOYS	GIRLS	TOTAL	BOYS	GIRLS	TOTAL
SINDH	3,853,975	3,451,906	7,305,881	1,485,534	944,387	2,429,921	39%	27%	33%	61%	73%	67%
Badin	145,415	129,523	274,938	76,172	40,582	116,754	52%	31%	42%	48%	69%	59%
Dadu	145,056	125,752	270,808	77,000	55,239	132,239	53%	44%	49%	47%	56%	52%
Hyderabad	135,245	125,436	260,681	45,211	36,095	81,306	33%	29%	31%	67%	71%	69%
Thatta	79,342	69,726	149,068	34,183	19,825	54,008	43%	28%	36%	57%	72%	65%
Mirpurkhas	125,805	114,234	240,039	66,452	31,717	98,169	53%	28%	41%	47%	72%	60%
Tharparkar	147,384	114,232	261,616	75,085	45,041	120,126	51%	39%	45%	49%	61%	55%
Sanghar	194,251	173,429	367,680	93,793	49,931	143,724	48%	29%	39%	52%	71%	62%
Central Karachi	275,051	260,366	535,417	25,246	26,509	51,755	9%	10%	10%	91%	90%	91%
East Karachi	166,409	157,524	323,933	11,818	14,308	26,126	7%	9%	8%	93%	91%	92%
South Karachi	224,479	212,494	436,973	19,095	24,909	44,004	9%	12%	11%	91%	88%	90%
West Karachi	192,161	181,902	374,063	15,201	18,464	33,665	8%	10%	9%	92%	90%	91%
Malir Karachi	72,960	69,066	142,026	17,972	14,823	32,795	25%	21%	23%	75%	79%	77%
Korangi Karachi	259050	245,219	504,269	24,851	28,847	53,698	10%	12%	11%	90%	88%	89%
Jacobabad	97,314	82,542	179,856	54,337	36,493	90,830	56%	44%	50%	44%	56%	50%
Larkana	144,053	130,065	274,118	75,042	53,965	129,007	52%	41%	47%	48%	59%	54%
Shikarpur	106,025	90,047	196,072	58,653	32,646	91,299	55%	36%	46%	45%	64%	55%
Khairpur	225,789	195,983	421,772	102,709	65,266	167,975	45%	33%	39%	55%	67%	61%
Naushero Feroze	115,346	100,110	215,456	74,712	50,614	125,326	65%	51%	58%	35%	49%	42%
S. Benazeerabad	113,864	99,951	213,815	76,880	47,070	123,950	68%	47%	58%	32%	53%	43%
Sukkur	114,027	102,411	216,438	59,491	37,862	97,353	52%	37%	45%	48%	63%	56%
Ghotki	146,067	128,325	274,392	79,916	34,812	114,728	55%	27%	41%	45%	73%	59%
Umerkot	98,046	87,008	185,054	54,040	25,880	79,920	55%	30%	43%	45%	70%	58%
Jamshoro	71,841	62,003	133,844	28,888	18,590	47,478	40%	30%	35%	60%	70%	65%
Matiali	53,239	48,090	101,329	32,897	19,174	52,071	62%	40%	51%	38%	60%	49%
Tando Allah Yar	53,596	48,379	101,975	27,972	15,312	43,284	52%	32%	42%	48%	68%	58%
Tando Muhammad Khan	45,646	40,226	85,872	27,531	13,976	41,507	60%	35%	48%	40%	65%	53%
Sujawal	73,708	61,986	135,694	37,541	21,572	59,113	51%	35%	43%	49%	65%	57%
Kashmore@Kandhkot	91,611	72,319	163,930	53,028	23,738	76,766	58%	33%	46%	42%	67%	55%
Kamber @ Shahdad Kot	141,195	123,558	264,753	59,818	41,127	100,945	42%	33%	38%	58%	67%	63%

**INSTITUTIONS, ENROLMENT AND
TEACHING STAFF BY LEVEL, SEX
BY URBAN & RURAL AND
WITH OTHER DETAILS**

4.01.SCHOOL EDUCATION DATA (INSTITUTIONS, ENROLMENT AND TEACHING STAFF) BY SEX AND BY URBAN AND RURAL
2015-16
DISTRICT CENTRALKARACHI

	URBAN			RURAL			TOTAL		
	TOTAL	MALE	FEMALE	TOTAL	MALE	FEMALE	TOTAL	MALE	FEMALE
INSTITUTIONS									
Primary	367	321	46	5	5	-	372	326	46
Middle	99	62	37	1	1	-	100	63	37
Secondary	130	75	55	2	2	-	132	77	55
Higher Secondary	9	5	4	-	-	-	9	5	4
Grand Total	605	463	142	8	8	-	613	471	142
ENROLLMENT									
Primary	40,503	20,129	20,374	1,109	555	554	41,612	20,684	20,928
Middle	12,135	4,683	7,452	22	12	10	12,157	4,695	7,462
Secondary	44,440	18,573	25,867	1,103	1,083	20	45,543	19,656	25,887
Higher Secondary	6,871	2,775	4,096	-	-	-	6,871	2,775	4,096
Grand Total	103,949	46,160	57,789	2,234	1,650	584	106,183	47,810	58,373
TEACHING STAFF									
Primary	2,888	744	2,144	54	18	36	2,942	762	2,180
Middle	916	233	683	3	2	1	919	235	684
Secondary	3,032	816	2,216	99	44	55	3,131	860	2,271
Higher Secondary	358	73	285	-	-	-	358	73	285
Grand Total	7,194	1,866	5,328	156	64	92	7,350	1,930	5,420

Note:

i) Middle Schools cover Elementary Schools

Source: RSU-Sindh Management Information System (SEMIS)

4.02.SCHOOL EDUCATION DATA (INSTITUTIONS, ENROLMENT AND TEACHING STAFF) BY SEX AND BY URBAN AND RURAL
2015-2016
DISTRICT EAST KARACHI

	URBAN			RURAL			TOTAL		
	TOTAL	MALE	FEMALE	TOTAL	MALE	FEMALE	TOTAL	MALE	FEMALE
INSTITUTIONS									
Primary	164	140	24	5	5	-	169	145	24
Middle	28	21	7	2	1	1	30	22	8
Secondary	62	35	27	-	-	-	62	35	27
Higher Secondary	6	4	2	-	-	1	6	4	3
Grand Total	260	200	60	7	6	2	267	206	61
ENROLLMENT									
Primary	18,924	8,964	9,960	620	323	297	19,544	9,287	10,257
Middle	1,858	816	1,042	139	58	81	1,997	874	1,123
Secondary	27,187	10,805	16,382	-	-	-	27,187	10,805	16,382
Higher Secondary	3,611	1,122	2,489	-	-	-	3,611	1,122	2,489
Grand Total	51,580	21,707	29,873	759	381	378	52,339	22,088	30,251
TEACHING STAFF									
Primary	1,049	304	745	41	9	32	1,090	313	777
Middle	165	58	107	22	10	12	187	68	119
Secondary	1,901	477	1,424	-	-	-	1,901	477	1,424
Higher Secondary	252	37	215	-	-	-	252	37	215
Grand Total	3,367	876	2,491	63	19	44	3,430	895	2,535

Note:

i) Middle Schools cover Elementary Schools

Source: RSU-Sindh Management Information System (SEMIS)

4.03.SCHOOL EDUCATION DATA (INSTITUTIONS, ENROLMENT AND TEACHING STAFF) BY SEX AND BY URBAN AND RURAL
2015-2016
DISTRICT SOUTH KARACHI

	URBAN			RURAL			TOTAL		
	TOTAL	MALE	FEMALE	TOTAL	MALE	FEMALE	TOTAL	MALE	FEMALE
INSTITUTIONS									
Primary	290	243	47	41	39	2	331	282	49
Middle	74	52	22	1	1	-	75	53	22
Secondary	85	52	33	3	3	-	88	55	33
Higher Secondary	5	4	1	-	-	-	5	4	1
Grand Total	454	351	103	45	43	2	499	394	105
ENROLLMENT									
Primary	24,410	11,651	12,759	2,617	1,409	1,208	27,027	13,060	13,967
Middle	9,726	3,735	5,991	244	117	127	9,970	3,852	6,118
Secondary	38,411	14,305	24,106	739	386	353	39,150	14,691	24,459
Higher Secondary	4,180	2,571	1,609	-	-	-	4,180	2,571	1,609
Grand Total	76,727	32,262	44,465	3,600	1,912	1,688	80,327	34,174	46,153
TEACHING STAFF									
Primary	1,388	470	918	66	46	20	1,454	516	938
Middle	488	162	326	7	-	7	495	162	333
Secondary	2,210	638	1,572	27	19	8	2,237	657	1,580
Higher Secondary	240	120	120	-	-	-	240	120	120
Grand Total	4,326	1,390	2,936	100	65	35	4,426	1,455	2,971

Note:

i) Middle Schools cover Elementary Schools

Source: RSU-Sindh Management Information System (SEMIS)

4.04.SCHOOL EDUCATION DATA (INSTITUTIONS, ENROLMENT AND TEACHING STAFF) BY SEX AND BY URBAN AND RURAL
2015-2016
DISTRICT WEST KARACHI

	URBAN			RURAL			TOTAL		
	TOTAL	MALE	FEMALE	TOTAL	MALE	FEMALE	TOTAL	MALE	FEMALE
INSTITUTIONS									
Primary	273	231	42	7	6	1	280	237	43
Middle	42	33	9	-	-	-	42	33	9
Secondary	46	27	19	1	1	-	47	28	19
Higher Secondary	3	2	1	-	-	-	3	2	1
Grand Total	364	293	71	8	7	1	372	300	72
ENROLLMENT									
Primary	29,726	13,106	16,620	505	249	256	30,231	13,355	16,876
Middle	4,017	1,966	2,051	-	-	-	4,017	1,966	2,051
Secondary	21,721	8,071	13,650	543	291	252	22,264	8,362	13,902
Higher Secondary	1,311	792	519	-	-	-	1,311	792	519
Grand Total	56,775	23,935	32,840	1,048	540	508	57,823	24,475	33,348
TEACHING STAFF									
Primary	1,315	545	770	18	12	6	1,333	557	776
Middle	218	112	106	-	-	-	218	112	106
Secondary	873	287	586	37	26	11	910	313	597
Higher Secondary	75	34	41	-	-	-	75	34	41
Grand Total	2,481	978	1,503	55	38	17	2,536	1,016	1,520

Note:

i) Middle Schools cover Elementary Schools

Source: RSU-Sindh Management Information System (SEMIS)

4.05.SCHOOL EDUCATION DATA (INSTITUTIONS, ENROLMENT AND TEACHING STAFF) BY SEX AND BY URBAN AND RURAL
2015-2016
DISTRICT MALIR KARACHI

	URBAN			RURAL			TOTAL		
	TOTAL	MALE	FEMALE	TOTAL	MALE	FEMALE	TOTAL	MALE	FEMALE
INSTITUTIONS									
Primary	56	45	11	432	384	48	488	429	59
Middle	11	8	3	64	33	31	75	41	34
Secondary	29	20	9	14	10	4	43	30	13
Higher Secondary	6	4	2	1	1	-	7	5	2
Grand Total	102	77	25	511	428	83	613	505	108
ENROLLMENT									
Primary	5,896	2,933	2,963	27,545	15,316	12,229	33,441	18,249	15,192
Middle	1,147	554	593	6,077	3,095	2,982	7,224	3,649	3,575
Secondary	9,831	5,320	4,511	3,358	1,745	1,613	13,189	7,065	6,124
Higher Secondary	3,326	2,044	1,282	450	403	47	3,776	2,447	1,329
Grand Total	20,200	10,851	9,349	37,430	20,559	16,871	57,630	31,410	26,220
TEACHING STAFF									
Primary	166	84	82	975	722	253	1,141	806	335
Middle	37	20	17	342	178	164	379	198	181
Secondary	504	255	249	184	98	86	688	353	335
Higher Secondary	134	80	54	20	20	-	154	100	54
Grand Total	841	439	402	1,521	1,018	503	2,362	1,457	905

Note:

i) Middle Schools cover Elementary Schools

Source: RSU-Sindh Management Information System (SEMIS)

4.06.SCHOOL EDUCATION DATA (INSTITUTIONS, ENROLMENT AND TEACHING STAFF) BY SEX AND BY URBAN AND RURAL
2015-2016
DISTRICT KORANGI KARACHI

	URBAN			RURAL			TOTAL		
	TOTAL	MALE	FEMALE	TOTAL	MALE	FEMALE	TOTAL	MALE	FEMALE
INSTITUTIONS									
Primary	365	285	80	12	11	1	377	296	81
Middle	56	34	22	1	1	-	57	35	22
Secondary	111	63	48	1	1	-	112	64	48
Higher Secondary	5	4	1	-	-	-	5	4	1
Grand Total	537	386	151	14	13	1	551	399	152
ENROLLMENT									
Primary	39,819	19,102	20,717	1,469	1,008	461	41,288	20,110	21,178
Middle	6,377	2,015	4,362	4	-	4	6,381	2,015	4,366
Secondary	52,622	20,355	32,267	364	364	-	52,986	20,719	32,267
Higher Secondary	3,889	1,971	1,918	-	-	-	3,889	1,971	1,918
Grand Total	102,707	43,443	59,264	1,837	1,372	465	104,544	44,815	59,729
TEACHING STAFF									
Primary	2,060	518	1,542	58	33	25	2,118	551	1,567
Middle	432	100	332	4	3	1	436	103	333
Secondary	2,850	747	2,103	14	10	4	2,864	757	2,107
Higher Secondary	198	82	116	-	-	-	198	82	116
Grand Total	5,540	1,447	4,093	76	46	30	5,616	1,493	4,123

Note:

i) Middle Schools cover Elementary Schools

Source: RSU-Sindh Management Information System (SEMIS)

4.07.SCHOOL EDUCATION DATA (INSTITUTIONS, ENROLMENT AND TEACHING STAFF) BY SEX AND BY URBAN AND RURAL
2015-2016
DISTRICT BADIN

	URBAN			RURAL			TOTAL		
	TOTAL	MALE	FEMALE	TOTAL	MALE	FEMALE	TOTAL	MALE	FEMALE
INSTITUTIONS									
Primary	60	49	11	2,760	2,436	324	2,820	2,485	335
Middle	3	3	-	98	82	16	101	85	16
Secondary	8	6	2	52	44	8	60	50	10
Higher Secondary	2	-	2	8	7	1	10	7	3
Grand Total	73	58	15	2,918	2,569	349	2,991	2,627	364
ENROLLMENT									
Primary	9,845	5,888	3,957	127,299	83,776	43,523	137,144	89,664	47,480
Middle	204	200	4	9,096	5,867	3,229	9,300	6,067	3,233
Secondary	9,984	6,215	3,769	23,495	16,647	6,848	33,479	22,862	10,617
Higher Secondary	1,264	-	1,264	10,773	8,834	1,939	12,037	8,834	3,203
Grand Total	21,297	12,303	8,994	170,663	115,124	55,539	191,960	127,427	64,533
TEACHING STAFF									
Primary	352	242	110	4,320	3,685	635	4,672	3,927	745
Middle	12	12	-	383	299	84	395	311	84
Secondary	384	206	178	981	736	245	1,365	942	423
Higher Secondary	73	2	71	300	247	53	373	249	124
Grand Total	821	462	359	5,984	4,967	1,017	6,805	5,429	1,376

Note:

i) Middle Schools cover Elementary Schools

Source: RSU-Sindh Management Information System (SEMIS)

4.08.SCHOOL EDUCATION DATA (INSTITUTIONS, ENROLMENT AND TEACHING STAFF) BY SEX AND BY URBAN AND RURAL
2015-2016
DISTRICT DADU

	URBAN			RURAL			TOTAL		
	TOTAL	MALE	FEMALE	TOTAL	MALE	FEMALE	TOTAL	MALE	FEMALE
INSTITUTIONS									
Primary	82	61	21	1,713	1,416	297	1,795	1,477	318
Middle	5	5	-	51	37	14	56	42	14
Secondary	11	5	6	58	47	11	69	52	17
Higher Secondary	2	1	1	13	11	2	15	12	3
Grand Total	100	72	28	1,835	1,511	324	1,935	1,583	352
ENROLLMENT									
Primary	26,438	15,978	10,460	144,028	83,251	60,777	170,466	99,229	71,237
Middle	1,168	804	364	9,412	5,037	4,375	10,580	5,841	4,739
Secondary	10,531	5,668	4,863	28,069	19,212	8,857	38,600	24,880	13,720
Higher Secondary	2,885	2,253	632	11,815	7,479	4,336	14,700	9,732	4,968
Grand Total	41,022	24,703	16,319	193,324	114,979	78,345	234,346	139,682	94,664
TEACHING STAFF									
Primary	939	696	243	4,089	3,159	930	5,028	3,855	1,173
Middle	60	58	2	410	311	99	470	369	101
Secondary	352	193	159	1,035	811	224	1,387	1,004	383
Higher Secondary	59	39	20	327	237	90	386	276	110
Grand Total	1,410	986	424	5,861	4,518	1,343	7,271	5,504	1,767

Note:

i) Middle Schools cover Elementary Schools

Source: RSU-Sindh Management Information System (SEMIS)

4.09.SCHOOL EDUCATION DATA (INSTITUTIONS, ENROLMENT AND TEACHING STAFF) BY SEX AND BY URBAN AND RURAL
2015-2016
DISTRICT JAMSHORO

	URBAN			RURAL			TOTAL		
	TOTAL	MALE	FEMALE	TOTAL	MALE	FEMALE	TOTAL	MALE	FEMALE
INSTITUTIONS									
Primary	85	67	18	622	544	78	707	611	96
Middle	7	7	-	22	17	5	29	24	5
Secondary	3	3	-	36	26	10	39	29	10
Higher Secondary	3	-	3	5	4	1	8	4	4
Grand Total	98	77	21	685	591	94	783	668	115
ENROLLMENT									
Primary	15,172	9,155	6,017	31,923	19,170	12,753	47,095	28,325	18,770
Middle	2,352	1,732	620	2,168	1,119	1,049	4,520	2,851	1,669
Secondary	2,586	2,292	294	18,033	10,287	7,746	20,619	12,579	8,040
Higher Secondary	2,668	66	2,602	8,476	6,481	1,995	11,144	6,547	4,597
Grand Total	22,778	13,245	9,533	60,600	37,057	23,543	83,378	50,302	33,076
TEACHING STAFF									
Primary	541	345	196	1,092	868	224	1,633	1,213	420
Middle	82	78	4	116	74	42	198	152	46
Secondary	126	105	21	793	510	283	919	615	304
Higher Secondary	91	-	91	266	217	49	357	217	140
Grand Total	840	528	312	2,267	1,669	598	3,107	2,197	910

Note:

i) Middle Schools cover Elementary Schools

Source: RSU-Sindh Management Information System (SEMIS)

4.10.SCHOOL EDUCATION DATA (INSTITUTIONS, ENROLMENT AND TEACHING STAFF) BY SEX AND BY URBAN AND RURAL
2015-2016
DISTRICT HYDERABAD

	URBAN			RURAL			TOTAL		
	TOTAL	MALE	FEMALE	TOTAL	MALE	FEMALE	TOTAL	MALE	FEMALE
INSTITUTIONS									
Primary	265	230	35	457	372	85	722	602	120
Middle	47	39	8	25	21	4	72	60	12
Secondary	54	39	15	12	9	3	66	48	18
Higher Secondary	12	9	3	4	4	-	16	13	3
Grand Total	378	317	61	498	406	92	876	723	153
ENROLLMENT									
Primary	35,690	18,052	17,638	30,485	19,015	11,470	66,175	37,067	29,108
Middle	14,710	7,243	7,467	5,245	3,400	1,845	19,955	10,643	9,312
Secondary	39,441	16,709	22,732	7,531	4,669	2,862	46,972	21,378	25,594
Higher Secondary	16,160	8,497	7,663	5,782	3,346	2,436	21,942	11,843	10,099
Grand Total	106,001	50,501	55,500	49,043	30,430	18,613	155,044	80,931	74,113
TEACHING STAFF									
Primary	2,261	1,109	1,152	957	767	190	3,218	1,876	1,342
Middle	1,277	591	686	214	178	36	1,491	769	722
Secondary	2,883	1,336	1,547	287	186	101	3,170	1,522	1,648
Higher Secondary	810	365	445	173	131	42	983	496	487
Grand Total	7,231	3,401	3,830	1,631	1,262	369	8,862	4,663	4,199

Note:

i) Middle Schools cover Elementary Schools

Source: RSU-Sindh Management Information System (SEMIS)

4.11.SCHOOL EDUCATION DATA (INSTITUTIONS, ENROLMENT AND TEACHING STAFF) BY SEX AND BY URBAN AND RURAL
2015-2016
DISTRICT THATTA

	URBAN			RURAL			TOTAL		
	TOTAL	MALE	FEMALE	TOTAL	MALE	FEMALE	TOTAL	MALE	FEMALE
INSTITUTIONS									
Primary	20	13	7	1,393	1,230	163	1,413	1,243	170
Middle	1	-	1	46	32	14	47	32	15
Secondary	9	3	6	29	23	6	38	26	12
Higher Secondary	2	1	1	5	4	1	7	5	2
Grand Total	32	17	15	1,473	1,289	184	1,505	1,306	199
ENROLLMENT									
Primary	2,217	1,116	1,101	55,625	34,967	20,658	57,842	36,083	21,759
Middle	217	6	211	2,695	1,672	1,023	2,912	1,678	1,234
Secondary	2,627	1,422	1,205	6,607	4,673	1,934	9,234	6,095	3,139
Higher Secondary	1,827	1,003	824	3,142	2,595	547	4,969	3,598	1,371
Grand Total	6,888	3,547	3,341	68,069	43,907	24,162	74,957	47,454	27,503
TEACHING STAFF									
Primary	99	41	58	1,866	1,553	313	1,965	1,594	371
Middle	12	-	12	193	134	59	205	134	71
Secondary	294	130	164	443	321	122	737	451	286
Higher Secondary	52	22	30	136	123	13	188	145	43
Grand Total	457	193	264	2,638	2,131	507	3,095	2,324	771

Note:

i) Middle Schools cover Elementary Schools

Source: RSU-Sindh Management Information System (SEMIS)

4.12.SCHOOL EDUCATION DATA (INSTITUTIONS, ENROLMENT AND TEACHING STAFF) BY SEX AND BY URBAN AND RURAL
2015-2016
DISTRICT MITIARI

	URBAN			RURAL			TOTAL		
	TOTAL	MALE	FEMALE	TOTAL	MALE	FEMALE	TOTAL	MALE	FEMALE
INSTITUTIONS									
Primary	20	20	-	793	690	103	813	710	103
Middle	-	-	-	20	16	4	20	16	4
Secondary	2	-	2	36	32	4	38	32	6
Higher Secondary	-	-	-	3	3	-	3	3	-
Grand Total	22	20	2	852	741	111	874	761	113
ENROLLMENT									
Primary	7,154	4,390	2,764	49,858	31,699	18,159	57,012	36,089	20,923
Middle	-	-	-	2,689	1,758	931	2,689	1,758	931
Secondary	1,553	229	1,324	20,900	14,546	6,354	22,453	14,775	7,678
Higher Secondary	-	-	-	3,335	2,402	933	3,335	2,402	933
Grand Total	8,707	4,619	4,088	76,782	50,405	26,377	85,489	55,024	30,465
TEACHING STAFF									
Primary	381	267	114	1,792	1,476	316	2,173	1,743	430
Middle	-	-	-	174	150	24	174	150	24
Secondary	83	26	57	1,007	798	209	1,090	824	266
Higher Secondary	-	-	-	98	71	27	98	71	27
Grand Total	464	293	171	3,071	2,495	576	3,535	2,788	747

Note:

i) Middle Schools cover Elementary Schools

Source: RSU-Sindh Management Information System (SEMIS)

4.13.SCHOOL EDUCATION DATA (INSTITUTIONS, ENROLMENT AND TEACHING STAFF) BY SEX AND BY URBAN AND RURAL
2015-2016
DISTRICT TANDO ALLAH YAR

	URBAN			RURAL			TOTAL		
	TOTAL	MALE	FEMALE	TOTAL	MALE	FEMALE	TOTAL	MALE	FEMALE
INSTITUTIONS									
Primary	53	46	7	670	594	76	723	640	83
Middle	6	4	2	44	37	7	50	41	9
Secondary	4	4	-	28	20	8	32	24	8
Higher Secondary	2	-	2	3	3	-	5	3	2
Grand Total	65	54	11	745	654	91	810	708	102
ENROLLMENT									
Primary	7,605	4,320	3,285	45,008	30,217	14,791	52,613	34,537	18,076
Middle	896	425	471	2,446	1,560	886	3,342	1,985	1,357
Secondary	2,641	2,613	28	12,456	7,786	4,670	15,097	10,399	4,698
Higher Secondary	4,097	104	3,993	4,861	4,148	713	8,958	4,252	4,706
Grand Total	15,239	7,462	7,777	64,771	43,711	21,060	80,010	51,173	28,837
TEACHING STAFF									
Primary	308	203	105	1,001	837	164	1,309	1,040	269
Middle	65	18	47	126	111	15	191	129	62
Secondary	125	121	4	453	294	159	578	415	163
Higher Secondary	68	-	68	103	94	9	171	94	77
Grand Total	566	342	224	1,683	1,336	347	2,249	1,678	571

Note:

i) Middle Schools cover Elementary Schools

Source: RSU-Sindh Management Information System (SEMIS)

4.14.SCHOOL EDUCATION DATA (INSTITUTIONS, ENROLMENT AND TEACHING STAFF) BY SEX AND BY URBAN AND RURAL
2015-2016
DISTRICT TANDO MUHAMMAD KHAN

	URBAN			RURAL			TOTAL		
	TOTAL	MALE	FEMALE	TOTAL	MALE	FEMALE	TOTAL	MALE	FEMALE
INSTITUTIONS									
Primary	52	42	10	899	801	98	951	843	108
Middle	4	4	-	28	21	7	32	25	7
Secondary	7	4	3	29	20	9	36	24	12
Higher Secondary	-	-	-	2	2	-	2	2	-
Grand Total	63	50	13	958	844	114	1,021	894	127
ENROLLMENT									
Primary	5,194	3,151	2,043	39,066	25,812	13,254	44,260	28,963	15,297
Middle	544	503	41	2,613	1,770	843	3,157	2,273	884
Secondary	4,560	2,073	2,487	8,974	6,652	2,322	13,534	8,725	4,809
Higher Secondary	-	-	-	1,859	1,496	363	1,859	1,496	363
Grand Total	10,298	5,727	4,571	52,512	35,730	16,782	62,810	41,457	21,353
TEACHING STAFF									
Primary	318	243	75	1,285	1,123	162	1,603	1,366	237
Middle	30	30	-	116	90	26	146	120	26
Secondary	250	107	143	515	375	140	765	482	283
Higher Secondary	-	-	-	65	65	-	65	65	-
Grand Total	598	380	218	1,981	1,653	328	2,579	2,033	546

Note:

i) Middle Schools cover Elementary Schools

Source: RSU-Sindh Management Information System (SEMIS)

4.15.SCHOOL EDUCATION DATA (INSTITUTIONS, ENROLMENT AND TEACHING STAFF) BY SEX AND BY URBAN AND RURAL
2015-2016
DISTRICT SUJAWAL

	URBAN			RURAL			TOTAL		
	TOTAL	MALE	FEMALE	TOTAL	MALE	FEMALE	TOTAL	MALE	FEMALE
INSTITUTIONS									
Primary	13	12	1	1,573	1,400	173	1,586	1,412	174
Middle	-	-	-	29	17	12	29	17	12
Secondary	3	2	1	15	13	2	18	15	3
Higher Secondary	-	-	-	6	4	2	6	4	2
Grand Total	16	14	2	1,623	1,434	189	1,639	1,448	191
ENROLLMENT									
Primary	1,130	866	264	60,179	37,694	22,485	61,309	38,560	22,749
Middle	-	-	-	1,363	700	663	1,363	700	663
Secondary	3,307	2,274	1,033	4,353	3,482	871	7,660	5,756	1,904
Higher Secondary	-	-	-	5,300	3,782	1,518	5,300	3,782	1,518
Grand Total	4,437	3,140	1,297	71,195	45,658	25,537	75,632	48,798	26,834
TEACHING STAFF									
Primary	46	42	4	2,141	1,901	240	2,187	1,943	244
Middle	-	-	-	149	92	57	149	92	57
Secondary	143	95	48	230	211	19	373	306	67
Higher Secondary	-	-	-	203	159	44	203	159	44
Grand Total	189	137	52	2,723	2,363	360	2,912	2,500	412

Note:

i) Middle Schools cover Elementary Schools

Source: RSU-Sindh Management Information System (SEMIS)

4.16.SCHOOL EDUCATION DATA (INSTITUTIONS, ENROLMENT AND TEACHING STAFF) BY SEX AND BY URBAN AND RURAL
2015-2016
DISTRICT JACOBABAD

	URBAN			RURAL			TOTAL		
	TOTAL	MALE	FEMALE	TOTAL	MALE	FEMALE	TOTAL	MALE	FEMALE
INSTITUTIONS									
Primary	67	51	16	1,261	1,090	171	1,328	1,141	187
Middle	9	6	3	60	38	22	69	44	25
Secondary	7	3	4	30	26	4	37	29	8
Higher Secondary	4	2	2	5	4	1	9	6	3
Grand Total	87	62	25	1,356	1,158	198	1,443	1,220	223
ENROLLMENT									
Primary	15,775	9,316	6,459	90,405	53,816	36,589	106,180	63,132	43,048
Middle	2,805	1,586	1,219	5,933	2,866	3,067	8,738	4,452	4,286
Secondary	8,101	3,414	4,687	11,441	8,246	3,195	19,542	11,660	7,882
Higher Secondary	4,864	2,602	2,262	6,607	4,812	1,795	11,471	7,414	4,057
Grand Total	31,545	16,918	14,627	114,386	69,740	44,646	145,931	86,658	59,273
TEACHING STAFF									
Primary	667	533	134	2,875	2,354	521	3,542	2,887	655
Middle	156	114	42	358	228	130	514	342	172
Secondary	272	118	154	490	430	60	762	548	214
Higher Secondary	173	93	80	169	149	20	342	242	100
Grand Total	1,268	858	410	3,892	3,161	731	5,160	4,019	1,141

Note:

i) Middle Schools cover Elementary Schools

Source: RSU-Sindh Management Information System (SEMIS)

4.17.SCHOOL EDUCATION DATA (INSTITUTIONS, ENROLMENT AND TEACHING STAFF) BY SEX AND BY URBAN AND RURAL
2015-2016
DISTRICT LARKANA

	URBAN			RURAL			TOTAL		
	TOTAL	MALE	FEMALE	TOTAL	MALE	FEMALE	TOTAL	MALE	FEMALE
INSTITUTIONS									
Primary	85	75	10	943	812	131	1,028	887	141
Middle	12	5	7	53	40	13	65	45	20
Secondary	21	12	9	38	30	8	59	42	17
Higher Secondary	4	2	2	10	6	4	14	8	6
Grand Total	122	94	28	1,044	888	156	1,166	982	184
ENROLLMENT									
Primary	34,154	17,807	16,347	106,389	62,743	43,646	140,543	80,550	59,993
Middle	3,096	1,248	1,848	6,066	3,736	2,330	9,162	4,984	4,178
Secondary	20,399	12,338	8,061	26,519	18,094	8,425	46,918	30,432	16,486
Higher Secondary	10,541	6,811	3,730	15,062	8,627	6,435	25,603	15,438	10,165
Grand Total	68,190	38,204	29,986	154,036	93,200	60,836	222,226	131,404	90,822
TEACHING STAFF									
Primary	1,458	755	703	3,597	2,791	806	5,055	3,546	1,509
Middle	143	66	77	267	202	65	410	268	142
Secondary	689	379	310	782	596	186	1,471	975	496
Higher Secondary	359	233	126	359	254	105	718	487	231
Grand Total	2,649	1,433	1,216	5,005	3,843	1,162	7,654	5,276	2,378

Note:

i) Middle Schools cover Elementary Schools

Source: RSU-Sindh Management Information System (SEMIS)

4.18.SCHOOL EDUCATION DATA (INSTITUTIONS, ENROLMENT AND TEACHING STAFF) BY SEX AND BY URBAN AND RURAL
2015-2016
DISTRICT SHIKARPUR

	URBAN			RURAL			TOTAL		
	TOTAL	MALE	FEMALE	TOTAL	MALE	FEMALE	TOTAL	MALE	FEMALE
INSTITUTIONS									
Primary	63	37	26	1,108	944	164	1,171	981	190
Middle	6	3	3	58	46	12	64	49	15
Secondary	13	7	6	41	29	12	54	36	18
Higher Secondary	2	1	1	10	8	2	12	9	3
Grand Total	84	48	36	1,217	1,027	190	1,301	1,075	226
ENROLLMENT									
Primary	19,147	10,740	8,407	80,277	52,343	27,934	99,424	63,083	36,341
Middle	464	32	432	5,132	3,046	2,086	5,596	3,078	2,518
Secondary	11,289	7,256	4,033	15,530	10,326	5,204	26,819	17,582	9,237
Higher Secondary	3,062	1,427	1,635	11,054	8,553	2,501	14,116	9,980	4,136
Grand Total	33,962	19,455	14,507	111,993	74,268	37,725	145,955	93,723	52,232
TEACHING STAFF									
Primary	728	465	263	2,598	2,166	432	3,326	2,631	695
Middle	60	14	46	248	187	61	308	201	107
Secondary	481	330	151	553	434	119	1,034	764	270
Higher Secondary	71	32	39	330	281	49	401	313	88
Grand Total	1,340	841	499	3,729	3,068	661	5,069	3,909	1,160

Note:

i) Middle Schools cover Elementary Schools

Source: RSU-Sindh Management Information System (SEMIS)

4.19.SCHOOL EDUCATION DATA (INSTITUTIONS, ENROLMENT AND TEACHING STAFF) BY SEX AND BY URBAN AND RURAL
2015-2016
DISTRICT KASHMORE

	URBAN			RURAL			TOTAL		
	TOTAL	MALE	FEMALE	TOTAL	MALE	FEMALE	TOTAL	MALE	FEMALE
INSTITUTIONS									
Primary	43	36	7	1,350	1,162	188	1,393	1,198	195
Middle	2	2	-	52	39	13	54	41	13
Secondary	7	4	3	31	27	4	38	31	7
Higher Secondary	2	1	1	10	9	1	12	10	2
Grand Total	54	43	11	1,443	1,237	206	1,497	1,280	217
ENROLLMENT									
Primary	7,554	4,619	2,935	76,921	53,568	23,353	84,475	58,187	26,288
Middle	81	43	38	4,911	3,233	1,678	4,992	3,276	1,716
Secondary	6,278	4,737	1,541	11,328	7,925	3,403	17,606	12,662	4,944
Higher Secondary	2,445	1,245	1,200	14,422	11,861	2,561	16,867	13,106	3,761
Grand Total	16,358	10,644	5,714	107,582	76,587	30,995	123,940	87,231	36,709
TEACHING STAFF									
Primary	291	218	73	2,094	1,783	311	2,385	2,001	384
Middle	18	18	-	289	221	68	307	239	68
Secondary	199	136	63	503	444	59	702	580	122
Higher Secondary	122	65	57	382	351	31	504	416	88
Grand Total	630	437	193	3,268	2,799	469	3,898	3,236	662

Note:

i) Middle Schools cover Elementary Schools

Source: RSU-Sindh Management Information System (SEMIS)

4.20.SCHOOL EDUCATION DATA (INSTITUTIONS, ENROLMENT AND TEACHING STAFF) BY SEX AND BY URBAN AND RURAL
2015-2016
DISTRICT KAMBER SHAHDAD KOT

	URBAN			RURAL			TOTAL		
	TOTAL	MALE	FEMALE	TOTAL	MALE	FEMALE	TOTAL	MALE	FEMALE
INSTITUTIONS									
Primary	42	32	10	1,473	1,219	254	1,515	1,251	264
Middle	5	2	3	55	41	14	60	43	17
Secondary	11	9	2	35	29	6	46	38	8
Higher Secondary	-	-	-	10	6	4	10	6	4
Grand Total	58	43	15	1,573	1,295	278	1,631	1,338	293
ENROLLMENT									
Primary	15,367	9,199	6,168	112,319	66,951	45,368	127,686	76,150	51,536
Middle	149	21	128	5,436	2,915	2,521	5,585	2,936	2,649
Secondary	17,417	11,906	5,511	15,646	10,337	5,309	33,063	22,243	10,820
Higher Secondary	-	-	-	12,399	6,603	5,796	12,399	6,603	5,796
Grand Total	32,933	21,126	11,807	145,800	86,806	58,994	178,733	107,932	70,801
TEACHING STAFF									
Primary	489	379	110	3,398	2,505	893	3,887	2,884	1,003
Middle	17	6	11	346	256	90	363	262	101
Secondary	591	469	122	754	622	132	1,345	1,091	254
Higher Secondary	-	-	-	356	247	109	356	247	109
Grand Total	1,097	854	243	4,854	3,630	1,224	5,951	4,484	1,467

Note:

i) Middle Schools cover Elementary Schools

Source: RSU-Sindh Management Information System (SEMIS)

4.21.SCHOOL EDUCATION DATA (INSTITUTIONS, ENROLMENT AND TEACHING STAFF) BY SEX AND BY URBAN AND RURAL
2015-2016
DISTRICT KHAIRPUR MIRS

	URBAN			RURAL			TOTAL		
	TOTAL	MALE	FEMALE	TOTAL	MALE	FEMALE	TOTAL	MALE	FEMALE
INSTITUTIONS									
Primary	104	87	17	3,028	2,575	453	3,132	2,662	470
Middle	11	7	4	178	124	54	189	131	58
Secondary	6	4	2	112	82	30	118	86	32
Higher Secondary	3	2	1	18	17	1	21	19	2
Grand Total	124	100	24	3,336	2,798	538	3,460	2,898	562
ENROLLMENT									
Primary	18,930	11,460	7,470	183,124	110,000	73,124	202,054	121,460	80,594
Middle	2,297	1,203	1,094	29,080	17,401	11,679	31,377	18,604	12,773
Secondary	8,724	5,797	2,927	54,809	35,119	19,690	63,533	40,916	22,617
Higher Secondary	3,581	1,484	2,097	23,444	18,863	4,581	27,025	20,347	6,678
Grand Total	33,532	19,944	13,588	290,457	181,383	109,074	323,989	201,327	122,662
TEACHING STAFF									
Primary	774	500	274	5,311	4,207	1,104	6,085	4,707	1,378
Middle	125	75	50	1,003	722	281	1,128	797	331
Secondary	334	232	102	2,077	1,584	493	2,411	1,816	595
Higher Secondary	159	78	81	606	546	60	765	624	141
Grand Total	1,392	885	507	8,997	7,059	1,938	10,389	7,944	2,445

Note:

i) Middle Schools cover Elementary Schools

Source: RSU-Sindh Management Information System (SEMIS)

4.22.SCHOOL EDUCATION DATA (INSTITUTIONS, ENROLMENT AND TEACHING STAFF) BY SEX AND BY URBAN AND RURAL
2015-2016
DISTRICT SUKKUR

	URBAN			RURAL			TOTAL		
	TOTAL	MALE	FEMALE	TOTAL	MALE	FEMALE	TOTAL	MALE	FEMALE
INSTITUTIONS									
Primary	85	76	9	986	840	146	1,071	916	155
Middle	24	18	6	59	41	18	83	59	24
Secondary	26	17	9	35	29	6	61	46	15
Higher Secondary	3	1	2	9	6	3	12	7	5
Grand Total	138	112	26	1,089	916	173	1,227	1,028	199
ENROLLMENT									
Primary	19,889	11,439	8,450	73,092	45,372	27,720	92,981	56,811	36,170
Middle	7,167	4,010	3,157	9,467	5,138	4,329	16,634	9,148	7,486
Secondary	17,101	10,099	7,002	17,468	12,069	5,399	34,569	22,168	12,401
Higher Secondary	5,499	2,085	3,414	11,010	7,132	3,878	16,509	9,217	7,292
Grand Total	49,656	27,633	22,023	111,037	69,711	41,326	160,693	97,344	63,349
TEACHING STAFF									
Primary	748	523	225	1,935	1,641	294	2,683	2,164	519
Middle	417	222	195	355	241	114	772	463	309
Secondary	987	598	389	615	500	115	1,602	1,098	504
Higher Secondary	172	67	105	275	177	98	447	244	203
Grand Total	2,324	1,410	914	3,180	2,559	621	5,504	3,969	1,535

Note:

i) Middle Schools cover Elementary Schools

Source: RSU-Sindh Management Information System (SEMIS)

4.23.SCHOOL EDUCATION DATA (INSTITUTIONS, ENROLMENT AND TEACHING STAFF) BY SEX AND BY URBAN AND RURAL
2015-2016
DISTRICT GHOTKI

	URBAN			RURAL			TOTAL		
	TOTAL	MALE	FEMALE	TOTAL	MALE	FEMALE	TOTAL	MALE	FEMALE
INSTITUTIONS									
Primary	84	64	20	1,744	1,546	198	1,828	1,610	218
Middle	5	2	3	91	72	19	96	74	22
Secondary	4	3	1	28	27	1	32	30	2
Higher Secondary	3	1	2	4	4	-	7	5	2
Grand Total	96	70	26	1,867	1,649	218	1,963	1,719	244
ENROLLMENT									
Primary	14,015	7,952	6,063	130,630	91,844	38,786	144,645	99,796	44,849
Middle	998	374	624	9,914	6,495	3,419	10,912	6,869	4,043
Secondary	5,605	4,066	1,539	15,776	11,809	3,967	21,381	15,875	5,506
Higher Secondary	5,424	2,932	2,492	8,553	7,121	1,432	13,977	10,053	3,924
Grand Total	26,042	15,324	10,718	164,873	117,269	47,604	190,915	132,593	58,322
TEACHING STAFF									
Primary	521	332	189	3,222	2,805	417	3,743	3,137	606
Middle	48	14	34	371	297	74	419	311	108
Secondary	153	129	24	524	469	55	677	598	79
Higher Secondary	186	127	59	171	155	16	357	282	75
Grand Total	908	602	306	4,288	3,726	562	5,196	4,328	868

Note:

i) Middle Schools cover Elementary Schools

Source: RSU-Sindh Management Information System (SEMIS)

4.24.SCHOOL EDUCATION DATA (INSTITUTIONS, ENROLMENT AND TEACHING STAFF) BY SEX AND BY URBAN AND RURAL
2015-2016
DISTRICT MIRPUR KHAS

	URBAN			RURAL			TOTAL		
	TOTAL	MALE	FEMALE	TOTAL	MALE	FEMALE	TOTAL	MALE	FEMALE
INSTITUTIONS									
Primary	101	82	19	1,872	1,607	265	1,973	1,689	284
Middle	9	8	1	102	66	36	111	74	37
Secondary	19	14	5	55	41	14	74	55	19
Higher Secondary	5	4	1	11	8	3	16	12	4
Grand Total	134	108	26	2,040	1,722	318	2,174	1,830	344
ENROLLMENT									
Primary	14,400	7,315	7,085	90,245	62,989	27,256	104,645	70,304	34,341
Middle	1,153	833	320	6,736	4,564	2,172	7,889	5,397	2,492
Secondary	10,680	6,230	4,450	15,704	10,232	5,472	26,384	16,462	9,922
Higher Secondary	7,969	4,037	3,932	10,466	6,994	3,472	18,435	11,031	7,404
Grand Total	34,202	18,415	15,787	123,151	84,779	38,372	157,353	103,194	54,159
TEACHING STAFF									
Primary	976	478	498	2,968	2,213	755	3,944	2,691	1,253
Middle	59	29	30	324	241	83	383	270	113
Secondary	651	379	272	695	455	240	1,346	834	512
Higher Secondary	321	157	164	281	182	99	602	339	263
Grand Total	2,007	1,043	964	4,268	3,091	1,177	6,275	4,134	2,141

Note:

i) Middle Schools cover Elementary Schools

Source: RSU-Sindh Management Information System (SEMIS)

4.25.SCHOOL EDUCATION DATA (INSTITUTIONS, ENROLMENT AND TEACHING STAFF) BY SEX AND BY URBAN AND RURAL
2015-2016
DISTRICT THARPARKAR

	URBAN			RURAL			TOTAL		
	TOTAL	MALE	FEMALE	TOTAL	MALE	FEMALE	TOTAL	MALE	FEMALE
INSTITUTIONS									
Primary	32	22	10	3,684	3,106	578	3,716	3,128	588
Middle	3	-	3	244	234	10	247	234	13
Secondary	1	-	1	39	33	6	40	33	7
Higher Secondary	-	-	-	7	7	-	7	7	-
Grand Total	36	22	14	3,974	3,380	594	4,010	3,402	608
ENROLLMENT									
Primary	1,621	682	939	118,159	73,986	44,173	119,780	74,668	45,112
Middle	235	40	195	13,480	8,840	4,640	13,715	8,880	4,835
Secondary	543	-	543	12,999	9,503	3,496	13,542	9,503	4,039
Higher Secondary	-	-	-	7,642	6,382	1,260	7,642	6,382	1,260
Grand Total	2,399	722	1,677	152,280	98,711	53,569	154,679	99,433	55,246
TEACHING STAFF									
Primary	112	51	61	4,455	3,959	496	4,567	4,010	557
Middle	8	2	6	607	558	49	615	560	55
Secondary	29	1	28	618	516	102	647	517	130
Higher Secondary	-	-	-	181	166	15	181	166	15
Grand Total	149	54	95	5,861	5,199	662	6,010	5,253	757

Note:

i) Middle Schools cover Elementary Schools

Source: RSU-Sindh Management Information System (SEMIS)

4.26.SCHOOL EDUCATION DATA (INSTITUTIONS, ENROLMENT AND TEACHING STAFF) BY SEX AND BY URBAN AND RURAL
2015-2016
DISTRICT UMERKOT

	URBAN			RURAL			TOTAL		
	TOTAL	MALE	FEMALE	TOTAL	MALE	FEMALE	TOTAL	MALE	FEMALE
INSTITUTIONS									
Primary	55	40	15	2,025	1,642	383	2,080	1,682	398
Middle	1	1	-	83	66	17	84	67	17
Secondary	3	2	1	54	37	17	57	39	18
Higher Secondary	-	-	-	13	11	2	13	11	2
Grand Total	59	43	16	2,175	1,756	419	2,234	1,799	435
ENROLLMENT									
Primary	7,866	4,773	3,093	76,122	51,925	24,197	83,988	56,698	27,290
Middle	-	-	-	5,246	3,468	1,778	5,246	3,468	1,778
Secondary	760	515	245	10,554	6,189	4,365	11,314	6,704	4,610
Higher Secondary	-	-	-	12,409	10,623	1,786	12,409	10,623	1,786
Grand Total	8,626	5,288	3,338	104,331	72,205	32,126	112,957	77,493	35,464
TEACHING STAFF									
Primary	379	226	153	3,065	2,500	565	3,444	2,726	718
Middle	-	-	-	251	203	48	251	203	48
Secondary	38	32	6	539	379	160	577	411	166
Higher Secondary	-	-	-	362	310	52	362	310	52
Grand Total	417	258	159	4,217	3,392	825	4,634	3,650	984

Note:

i) Middle Schools cover Elementary Schools

Source: RSU-Sindh Management Information System (SEMIS)

4.27.SCHOOL EDUCATION DATA (INSTITUTIONS, ENROLMENT AND TEACHING STAFF) BY SEX AND BY URBAN AND RURAL
2015-2016
DISTRICT SANGHAR

	URBAN			RURAL			TOTAL		
	TOTAL	MALE	FEMALE	TOTAL	MALE	FEMALE	TOTAL	MALE	FEMALE
INSTITUTIONS									
Primary	117	94	23	2,818	2,563	255	2,935	2,657	278
Middle	14	5	9	95	62	33	109	67	42
Secondary	10	6	4	51	43	8	61	49	12
Higher Secondary	3	2	1	16	12	4	19	14	5
Grand Total	144	107	37	2,980	2,680	300	3,124	2,787	337
ENROLLMENT									
Primary	21,181	12,113	9,068	150,591	98,995	51,596	171,772	111,108	60,664
Middle	2,179	418	1,761	7,453	3,634	3,819	9,632	4,052	5,580
Secondary	13,684	7,597	6,087	22,819	17,466	5,353	36,503	25,063	11,440
Higher Secondary	3,631	1,790	1,841	21,094	14,858	6,236	24,725	16,648	8,077
Grand Total	40,675	21,918	18,757	201,957	134,953	67,004	242,632	156,871	85,761
TEACHING STAFF									
Primary	1,161	812	349	5,222	4,297	925	6,383	5,109	1,274
Middle	131	36	95	421	261	160	552	297	255
Secondary	494	318	176	867	724	143	1,361	1,042	319
Higher Secondary	129	58	71	555	408	147	684	466	218
Grand Total	1,915	1,224	691	7,065	5,690	1,375	8,980	6,914	2,066

Note:

i) Middle Schools cover Elementary Schools

Source: RSU-Sindh Management Information System (SEMIS)

4.28.SCHOOL EDUCATION DATA (INSTITUTIONS, ENROLMENT AND TEACHING STAFF) BY SEX AND BY URBAN AND RURAL
2015-2016
DISTRICT NAUSHERO FEROZ

	URBAN			RURAL			TOTAL		
	TOTAL	MALE	FEMALE	TOTAL	MALE	FEMALE	TOTAL	MALE	FEMALE
INSTITUTIONS									
Primary	58	52	6	2,047	1,868	179	2,105	1,920	185
Middle	5	3	2	152	117	35	157	120	37
Secondary	4	2	2	48	40	8	52	42	10
Higher Secondary	3	-	3	17	14	3	20	14	6
Grand Total	70	57	13	2,264	2,039	225	2,334	2,096	238
ENROLLMENT									
Primary	10,299	5,768	4,531	152,880	90,241	62,639	163,179	96,009	67,170
Middle	1,901	1,071	830	19,877	12,133	7,744	21,778	13,204	8,574
Secondary	4,782	2,543	2,239	30,470	21,080	9,390	35,252	23,623	11,629
Higher Secondary	3,395	395	3,000	22,799	16,998	5,801	26,194	17,393	8,801
Grand Total	20,377	9,777	10,600	226,026	140,452	85,574	246,403	150,229	96,174
TEACHING STAFF									
Primary	456	338	118	4,708	3,721	987	5,164	4,059	1,105
Middle	63	46	17	897	645	252	960	691	269
Secondary	146	72	74	1,173	902	271	1,319	974	345
Higher Secondary	98	10	88	551	438	113	649	448	201
Grand Total	763	466	297	7,329	5,706	1,623	8,092	6,172	1,920

Note:

i) Middle Schools cover Elementary Schools

Source: RSU-Sindh Management Information System (SEMIS)

4.29.SCHOOL EDUCATION DATA (INSTITUTIONS, ENROLMENT AND TEACHING STAFF) BY SEX AND BY URBAN AND RURAL

2015-2016

DISTRICT SHAHEED BENAZIRABAD

	URBAN			RURAL			TOTAL		
	TOTAL	MALE	FEMALE	TOTAL	MALE	FEMALE	TOTAL	MALE	FEMALE
INSTITUTIONS									
Primary	87	73	14	2,222	1,887	335	2,309	1,960	349
Middle	13	9	4	113	90	23	126	99	27
Secondary	20	10	10	65	51	14	85	61	24
Higher Secondary	3	1	2	9	9	-	12	10	2
Grand Total	123	93	30	2,409	2,037	372	2,532	2,130	402
ENROLLMENT									
Primary	15,827	9,224	6,603	144,163	88,165	55,998	159,990	97,389	62,601
Middle	2,359	760	1,599	12,667	7,943	4,724	15,026	8,703	6,323
Secondary	13,622	7,498	6,124	28,379	19,153	9,226	42,001	26,651	15,350
Higher Secondary	4,320	868	3,452	15,004	13,117	1,887	19,324	13,985	5,339
Grand Total	36,128	18,350	17,778	200,213	128,378	71,835	236,341	146,728	89,613
TEACHING STAFF									
Primary	765	526	239	4,103	3,288	815	4,868	3,814	1,054
Middle	135	44	91	440	343	97	575	387	188
Secondary	526	294	232	916	687	229	1,442	981	461
Higher Secondary	141	67	74	243	220	23	384	287	97
Grand Total	1,567	931	636	5,702	4,538	1,164	7,269	5,469	1,800

Note:

i) Middle Schools cover Elementary Schools

Source: RSU-Sindh Management Information System (SEMIS)