



SCHOOL EDUCATION STATISTICS 2016-17

BUREAU OF STATISTICS
PLANNING & DEVELOPMENT DEPARTMENT
GOVERNMENT OF SINDH



FOREWORD

School Education Statistics Sindh 2016-17 is the publication containing district wise information of enrollment and teaching staff of primary, middle, secondary and higher secondary schools. This data of key school indicator, is presented with the stratifiers of sex, urban/rural along with available Government facilities in the institutions.

The main source of the data is Sindh Education Management and Information System (SEMIS).

I would like to convey my appreciation to Social Statistics Section and team for compilation and publication of this report.

I hope this report will be informative and useful for planners, educationists, researchers and those who are interested in data of education sector.

Suggestions for further improvement of this publication will be welcome.

Karachi dated the June, 2019

Muhammad Ali Khoso
Director General
Sindh Bureau of Statistics

Report Contributors

Team Leader

MR. Muhammad Kazim Jaffery

Deputy Director

Mrs. Sidra-Tul-Muntaha

Deputy Director

Team Members

Mrs. Tatheer Zehra

Statistical Officer

Mr. Abdul Qadir

Junior Clerk

CONTENTS

TABLE NO.	TITLE	PAGE NO.
..	FOREWORD	I
..	Team Contributors	II
	CONTENTS	III-IV
1.01	SUMMARY TABLE 2012-13 TO 2016-17	2-5
2.01	Schools with and without basic facilities (by district) in Sindh for year 2016-17	7-11
2.02	Schools with and without advance facilities (by district) in Sindh for year 2016-17	12-16
2.03	School building ownership and number of classrooms (by district) in Sindh for year 2016-17	17-18
2.04	Class rooms facilities in schools (by district) in Sindh for year 2016-17	19
3.01	Number of schools status wise by district in Sindh for year 2016-17	20
3.02	No. of institutions, enrollment and teaching staff (by level, sex and by urban and rural) of Sindh for year 2016-17	21
3.03	Classwise enrollment in schools by districts in Sindh for year 2016-17	22-26
3.04	Schools by medium in Sindh for year 2016-17	27
3.05	Participation rate in Govt. schools at primary stage in Sindh for year 2016-17	28
	No. of institutions, enrollment and teaching staff of Primary, Middle, Secondary and Higher Secondary Schools (by Sex and Urban Rural) for year 2016-17of following Districts:	
4.01	BADIN	30
4.02	DADU	31
4.03	HYDERABAD	32
4.04	THATTA	33
4.05	JAMSHORO	34
4.06	MATIARI	35
4.07	TANDO ALLAHYAR	36

CONTENTS

TABLE NO.	TITLE	PAGE NO.
4.08	TANDO MUHAMMAD KHAN	37
4.09	SUJAWAL	38
4.10	CENTRAL KARACHI	39
4.11	EAST KARACHI	40
4.12	SOUTH KARACHI	41
4.13	WEST KARACHI	42
4.14	MALIR KARACHI	43
4.15	KORANGI KARACHI	44
4.16	JACOBABAD	45
4.17	LARKANA	46
4.18	SHIKARPUR	47
4.19	KASHMORE	48
4.20	KAMBER SHAHDADKOT	49
4.21	KHAIRPUR	50
4.22	SUKKUR	51
4.23	GHOTKI	52
4.24	MIRPURKHAS	53
4.25	THARPARKAR @ MITHI	54
4.26	UMER KOT	55
4.27	SANGHAR	56
4.28	NAUSHERO FEROZE	57
4.29	SHAHEED BENAZEER ABAD	58

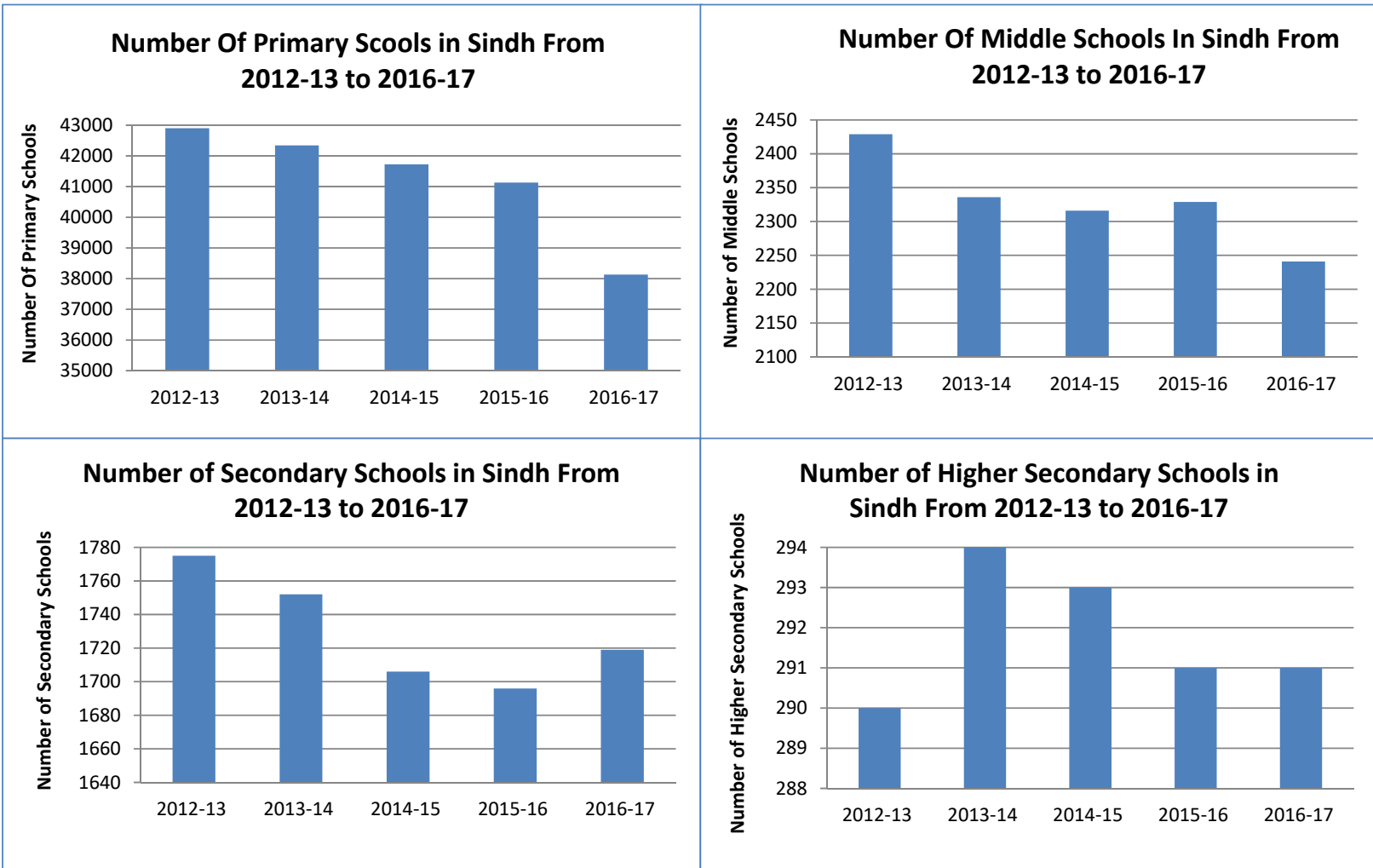
SUMMARY TABLE
2012-13 TO 2016-17

1.01: NO. OF INSTITUTIONS, ENROLLMENT AND TEACHING STAFF (BY LEVEL, AND BY SEX) IN SINDH FOR YEAR 2012-13 TO 2016-17

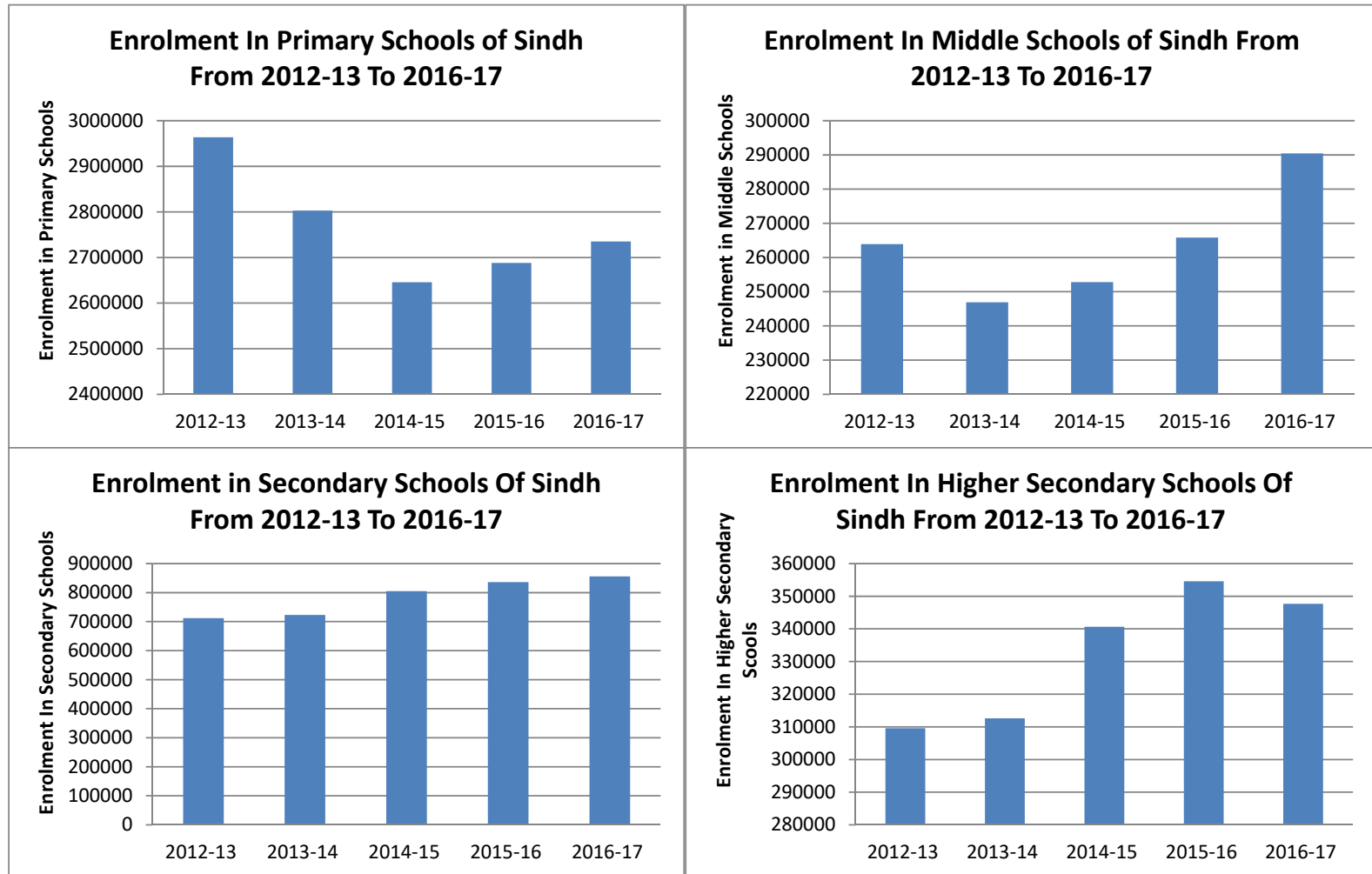
	2012-13		2013-14		2014-15		2015-16		2016-17	
	TOTAL	FEMALE	TOTAL	FEMALE	TOTAL	FEMALE	TOTAL	FEMALE	TOTAL	FEMALE
INSTITUTIONS										
Primary	42,900	6,264	42,342	6,066	41,724	5,851	1	5,711	38,132	4,303
Middle	2,429	695	2,336	660	2,316	616	2,329	593	2,241	545
Secondary	1,775	543	1,752	544	1,706	512	1,696	488	1,719	462
Higher Secondary	290	90	294	84	293	79	291	76	291	75
Grand Total	47,394	7,592	46,724	7,354	46,039	7,058	4,317	6,868	42,383	5,385
ENROLLMENT										
Primary	2,963,622	1,209,592	2,802,824	1,121,976	2,645,868	1,030,313	2,688,401	1,039,794	2,735,156	1,048,610
Middle	263,910	134,677	246,893	121,248	252,824	115,074	265,846	117,948	290,441	129,725
Secondary	711,940	300,057	723,052	303,930	805,131	334,498	836,394	346,103	855,842	350,281
Higher Secondary	309,561	114,851	312,646	112,806	340,653	119,643	354,578	122,194	347,689	123,409
Grand Total	4,249,033	1,759,177	4,085,415	1,659,960	4,044,476	1,599,528	4,145,219	1,626,039	4,229,128	1,652,025
TEACHING STAFF										
Primary	96,401	26,398	92,521	24,299	87,085	22,193	92,942	24,514	91,092	23,397
Middle	10,755	4,551	11,980	4,759	12,278	4,690	13,610	5,215	13,235	5,119
Secondary	27,357	10,723	32,194	13,168	34,588	14,344	38,811	16,604	36,079	15,213
Higher Secondary	8,126	2,678	8,743	2,890	10,219	3,450	10,853	3,764	10,381	3,636
Grand Total	142,639	44,350	145,438	45,116	144,170	44,677	156,216	50,097	150,787	47,365

Note: Middle schools also cover Elementary schools.

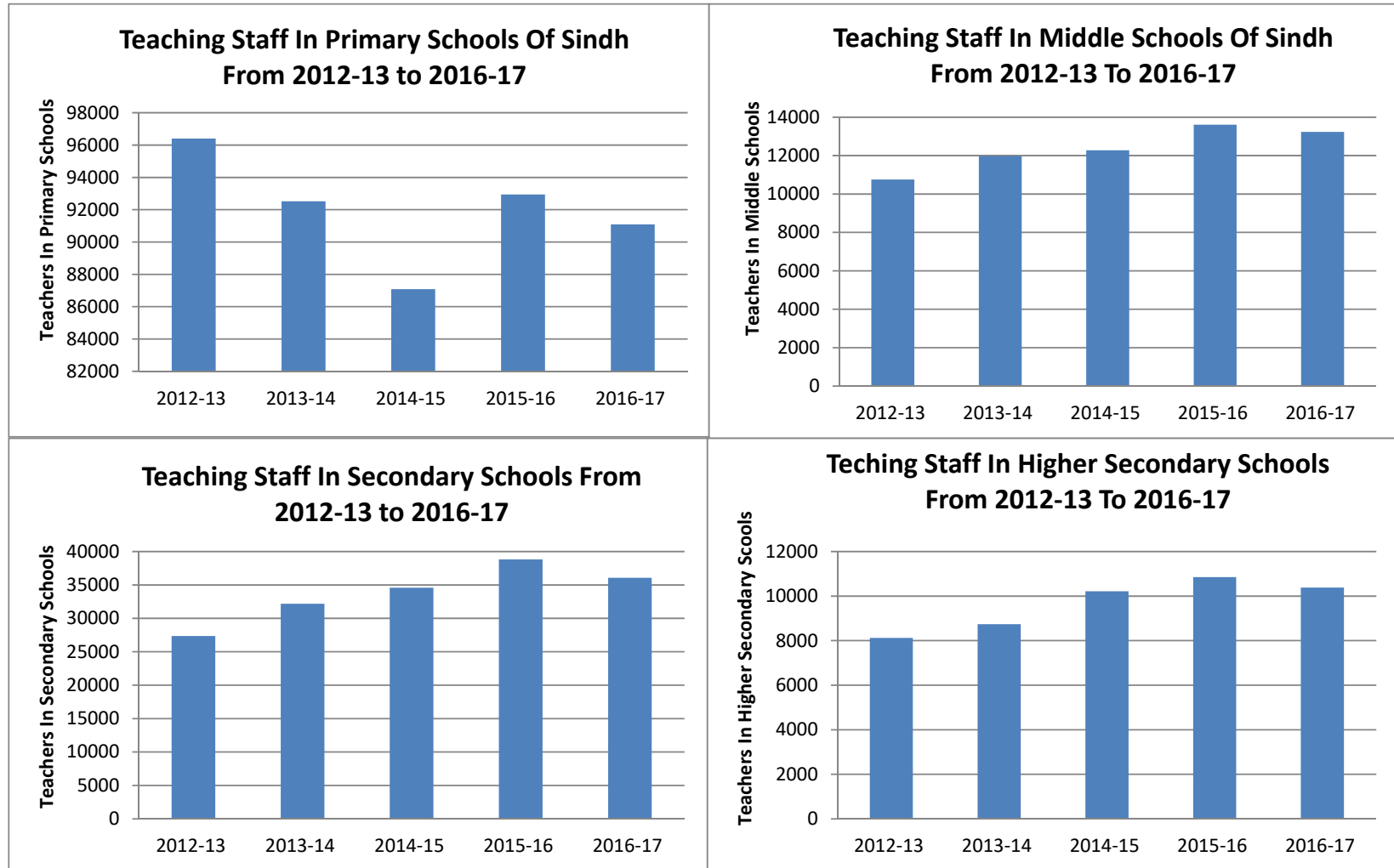
Comparitive Graphs for Number Of Schools In Sindh From 2012-13 To 2016-17



Comparitive Graphs for Enrolment In Schools of Sindh From 2012-13 to 2016-17



Comparitive Graphs for Teaching Staff in Schools of Sindh From 2012-13 to 2016-17



**FACILITIES AVAILABLE IN
SCHOOLS
BY DISTRICT**

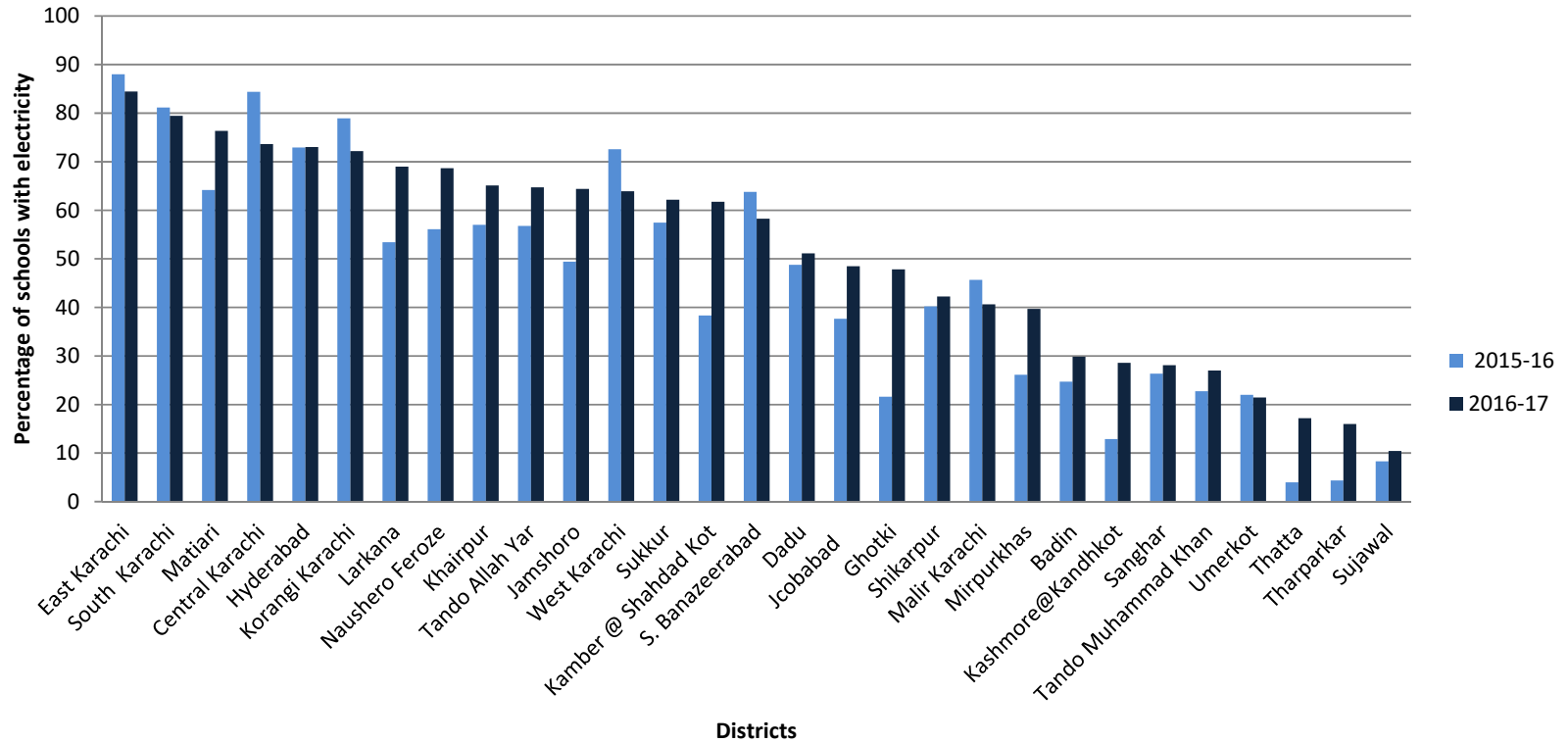
2.01 SCHOOLS WITH & WITHOUT BASIC FACILITIES BY DISTRICT IN SINDH 2016-17

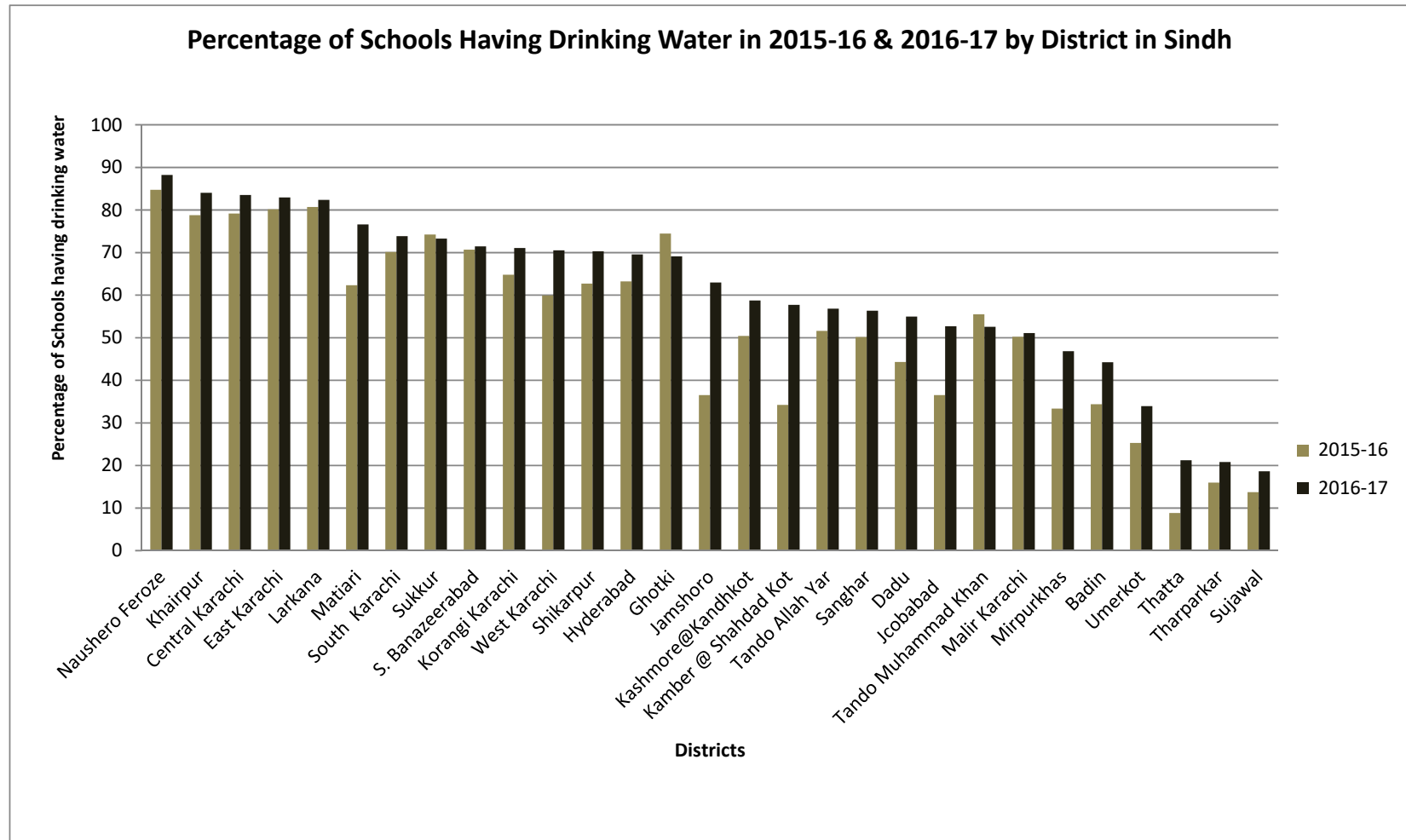
(In Number)

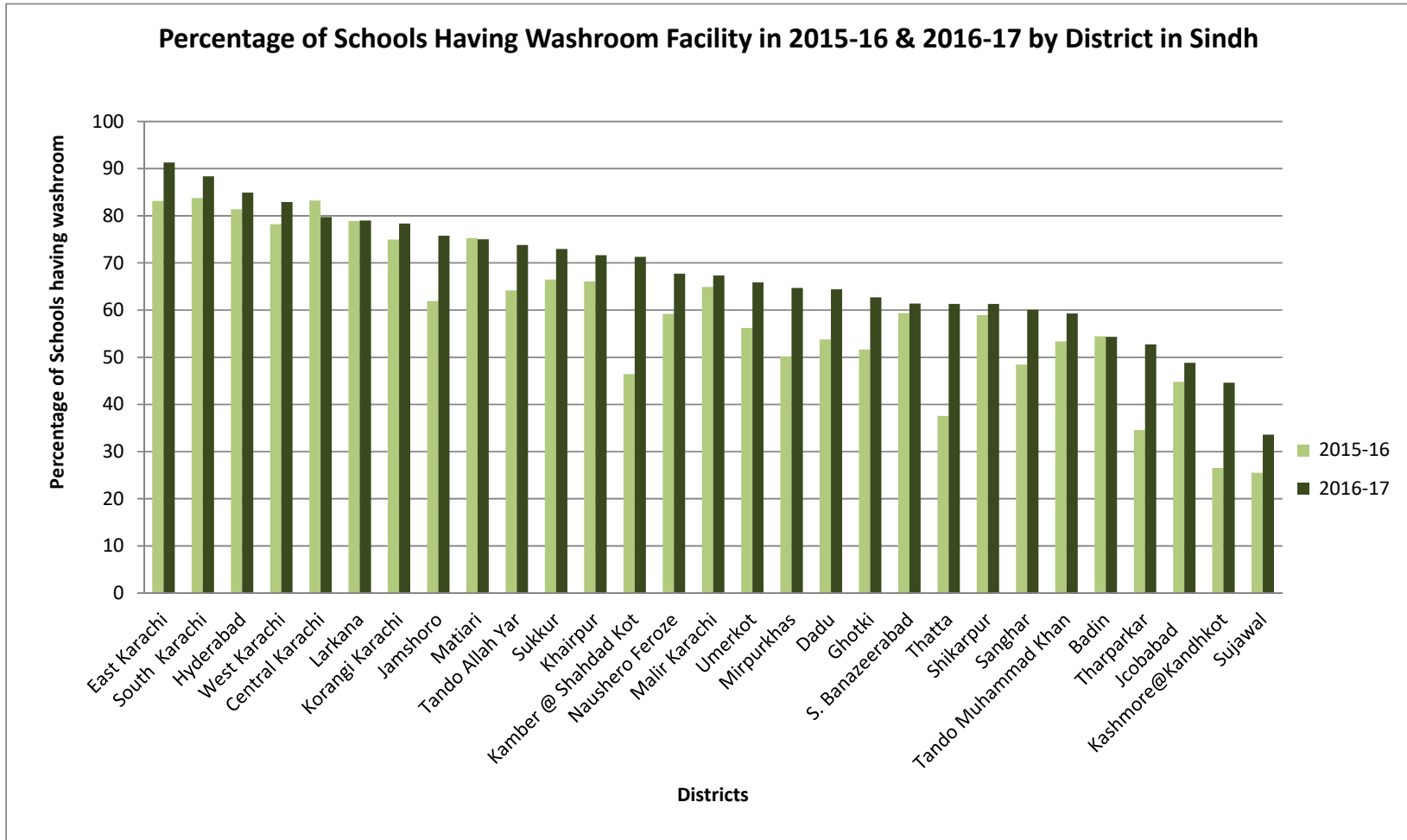
	No.of School	Electricity		Drinking Water		Washroom		Boundary Wall	
		With	Without	With	Without	With	Without	With	Without
SINDH	<u>42,383</u>	<u>19,148</u>	<u>23,235</u>	<u>24,255</u>	<u>18,128</u>	<u>26,905</u>	<u>15,478</u>	<u>26,024</u>	<u>16,359</u>
Badin	2,934	875	2,059	1,298	1,636	1,595	1,339	1,447	1,487
Dadu	1,821	931	890	1,001	820	1,173	648	1,223	598
Hyderabad	868	634	234	604	264	737	131	747	121
Thatta	1,282	220	1,062	272	1,010	786	496	584	698
Mirpurkhas	1,998	793	1,205	936	1,062	1,293	705	971	1,027
Tharparkar	3,439	550	2,889	715	2,724	1,814	1,625	1,559	1,880
Sanghar	2,955	830	2,125	1,665	1,290	1,776	1,179	1,724	1,231
Central Karachi	607	447	160	507	100	484	123	529	78
East Karachi	264	223	41	219	45	241	23	238	26
South Karachi	482	383	99	356	126	426	56	432	50
West Karachi	363	232	131	256	107	301	62	340	23
Malir Karachi	591	240	351	302	289	398	193	479	112
Korangi Karachi	550	397	153	391	159	431	119	509	41
Jeobabad	1,427	692	735	752	675	697	730	686	741
Larkana	1,158	799	359	954	204	915	243	1,001	157
Shikarpur	1,101	465	636	774	327	675	426	816	285
Khairpur	3,290	2,142	1,148	2,765	525	2,357	933	2,067	1,223
Naushero Feroze	2,235	1,535	700	1,972	263	1,514	721	1,428	807
S. Banazeerabad	2,361	1,376	985	1,687	674	1,450	911	1,664	697
Sukkur	1,187	738	449	870	317	866	321	837	350
Ghotki	1,891	905	986	1,307	584	1,186	705	1,109	782
Umerkot	2,028	435	1,593	688	1,340	1,336	692	1,165	863
Jamshoro	694	447	247	437	257	526	168	580	114
Matari	829	633	196	635	194	622	207	635	194
Tando Allah Yar	760	492	268	432	328	561	199	615	145
Tando Muhammad Khan	1,012	273	739	532	480	600	412	626	386
Sujawal	1,390	145	1,245	259	1,131	467	923	414	976
Kashmore@Kandhkot	1,368	391	977	804	564	610	758	581	787
Kamber @ Shahdad Kot	1,498	925	573	865	633	1,068	430	1,018	480

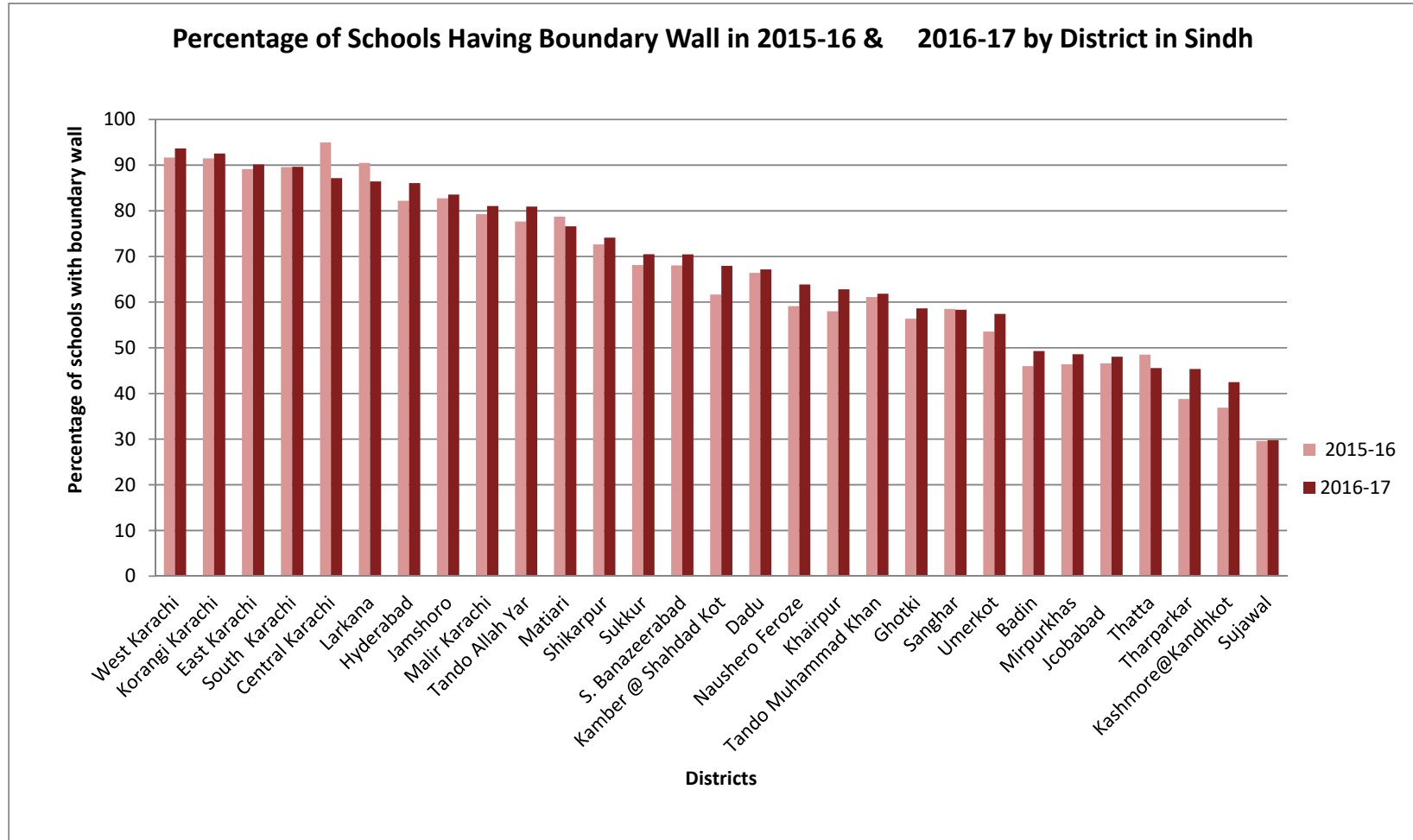
Source: RSU-Sindh Management Information System (SEMIS)

Percentage of Schools Having Electricity in 2015-16 & 2016-17 by District in Sindh





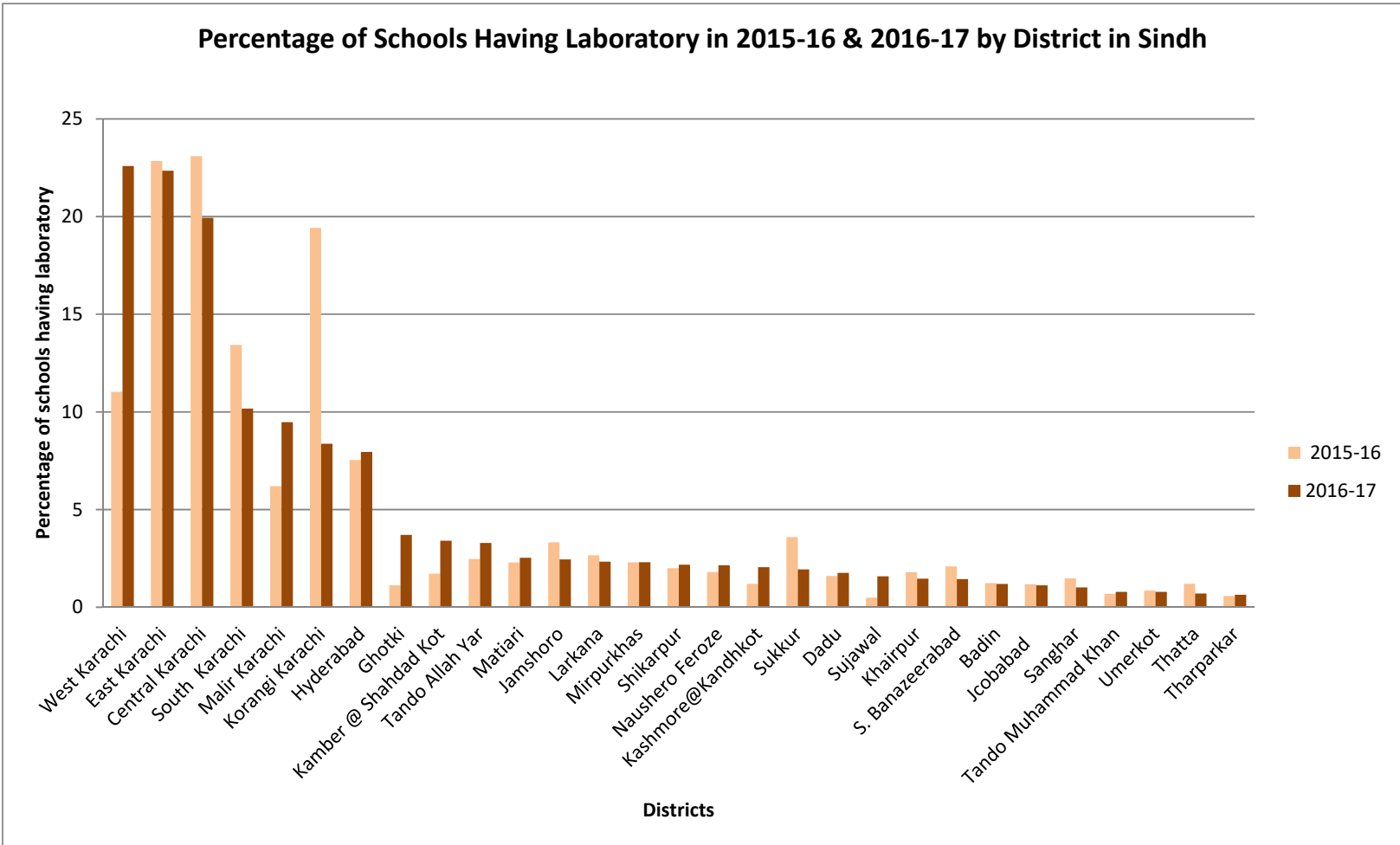


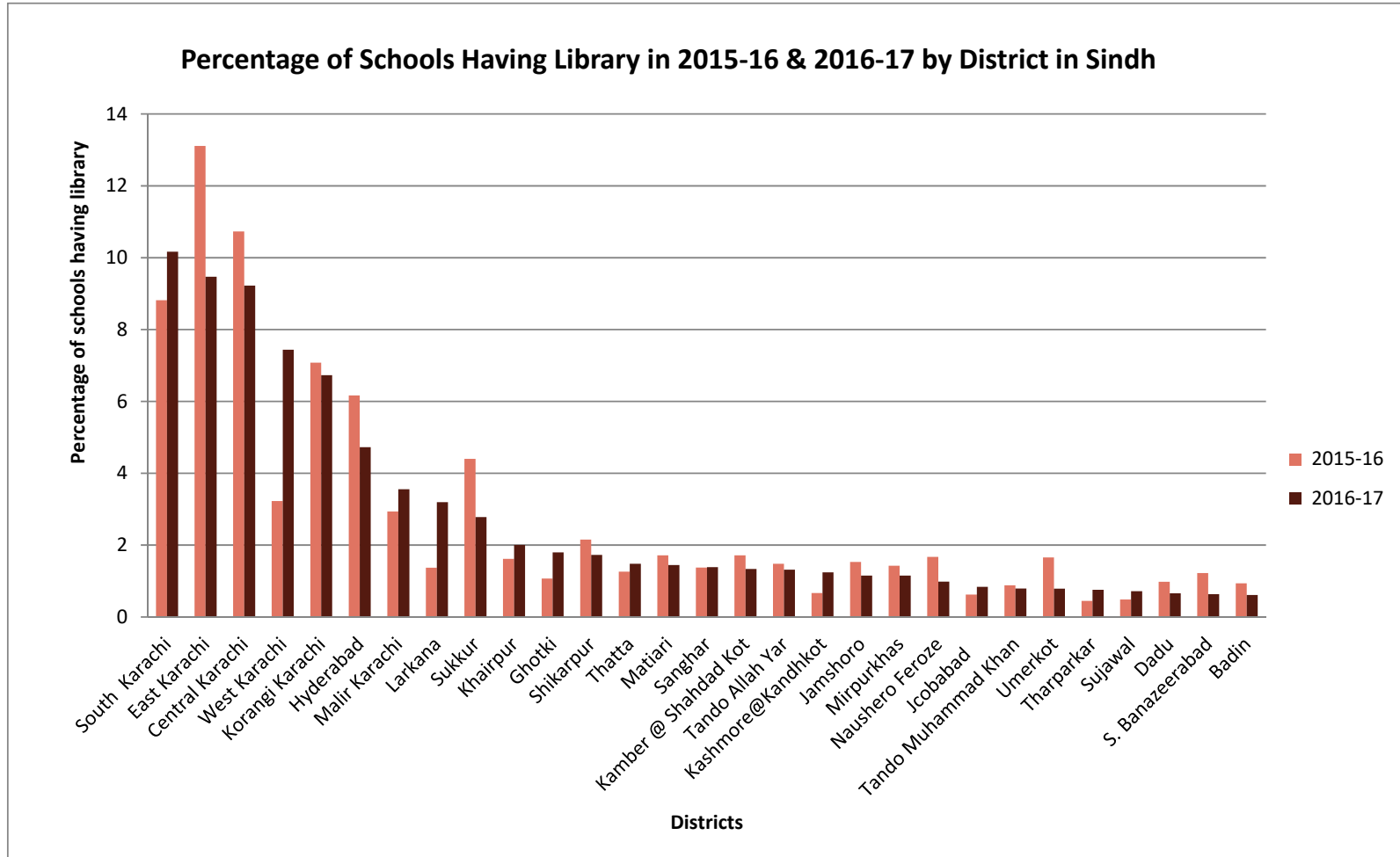


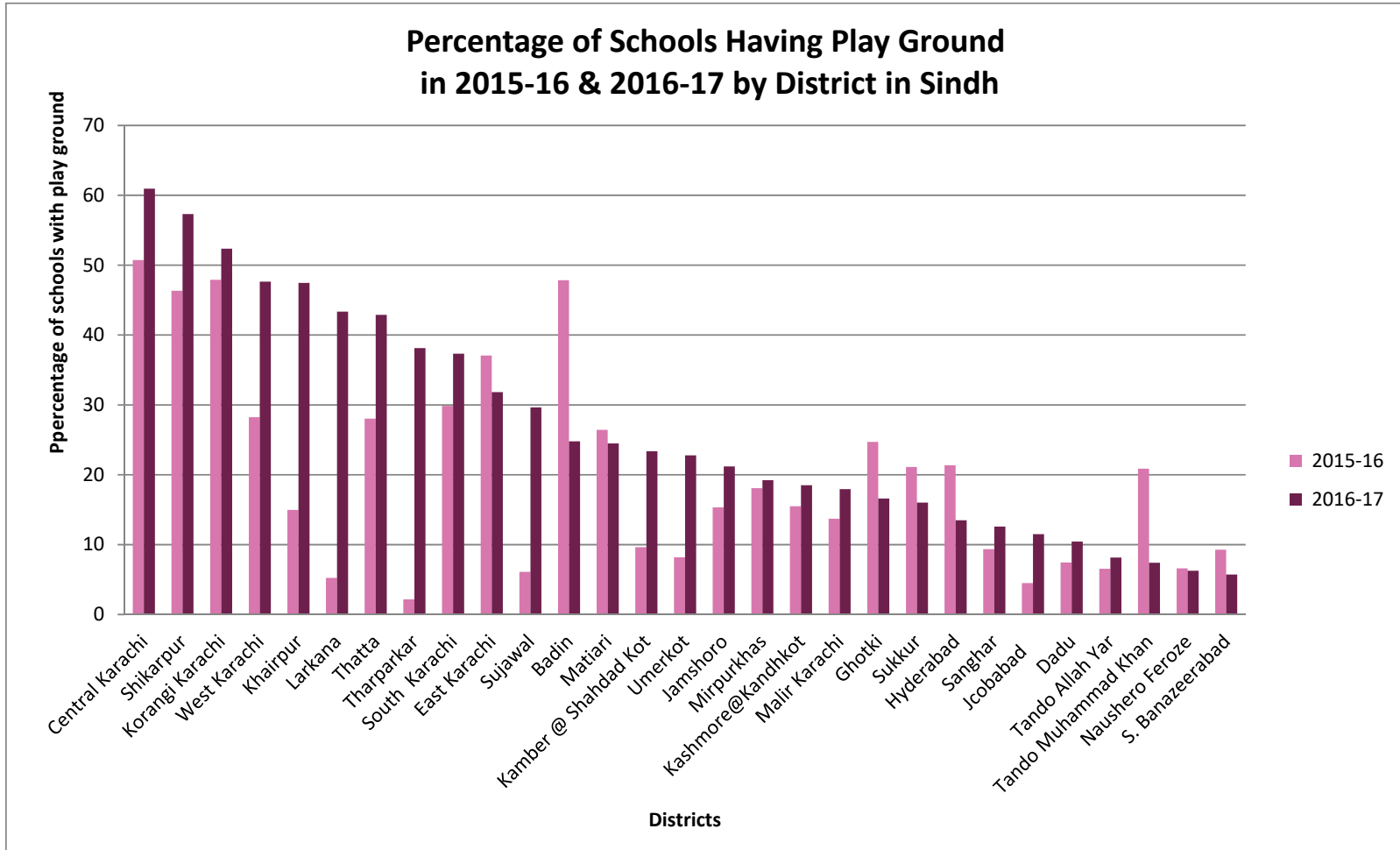
2.02 SCHOOLS WITH & WITHOUT ADVANCE FACILITIES BY DISTRICT IN SINDH 2016-17

	No. of School	Laboratory		Library		Play Ground		(In Number) School Management Committee	
		With	Without	With	Without	With	Without	With	Without
SINDH	42,383	1,134	41,249	734	41,649	10,455	31,928	38,219	4,164
Badin	2,934	35	2,899	18	2,916	727	2,207	2,863	71
Dadu	1,821	32	1,789	12	1,809	190	1,631	1,550	271
Hyderabad	868	69	799	41	827	117	751	827	41
Thatta	1,282	9	1,273	19	1,263	550	732	1,166	116
Mirpurkhas	1,998	46	1,952	23	1,975	384	1,614	1,823	175
Tharparkar	3,439	22	3,417	26	3,413	1,312	2,127	3,057	382
Sanghar	2,955	30	2,925	41	2,914	372	2,583	2,642	313
Central Karachi	607	121	486	56	551	370	237	591	16
East Karachi	264	59	205	25	239	84	180	259	5
South Karachi	482	49	433	49	433	180	302	465	17
West Karachi	363	82	281	27	336	173	190	359	4
Malir Karachi	591	56	535	21	570	106	485	573	18
Korangi Karachi	550	46	504	37	513	288	262	533	17
Jacobabad	1,427	16	1,411	12	1,415	164	1,263	1,228	199
Larkana	1,158	27	1,131	37	1,121	502	656	1,100	58
Shikarpur	1,101	24	1,077	19	1,082	631	470	812	289
Khairpur	3,290	48	3,242	66	3,224	1,562	1,728	3,035	255
Naushero Feroze	2,235	48	2,187	22	2,213	140	2,095	2,036	199
S. Banazeerabad	2,361	34	2,327	15	2,346	135	2,226	2,207	154
Sukkur	1,187	23	1,164	33	1,154	190	997	1,039	148
Ghotki	1,891	70	1,821	34	1,857	314	1,577	1,740	151
Umerkot	2,028	16	2,012	16	2,012	462	1,566	1,729	299
Jamshoro	694	17	677	8	686	147	547	638	56
Matiali	829	21	808	12	817	203	626	772	57
Tando Allah Yar	760	25	735	10	750	62	698	698	62
Tando Muhammad Khan	1,012	8	1,004	8	1,004	75	937	885	127
Sujawal	1,390	22	1,368	10	1,380	412	978	1,188	202
Kashmore@Kandhkot	1,368	28	1,340	17	1,351	253	1,115	1,125	243
Kamber @ Shahdad Kot	1,498	51	1,447	20	1,478	350	1,148	1,279	219

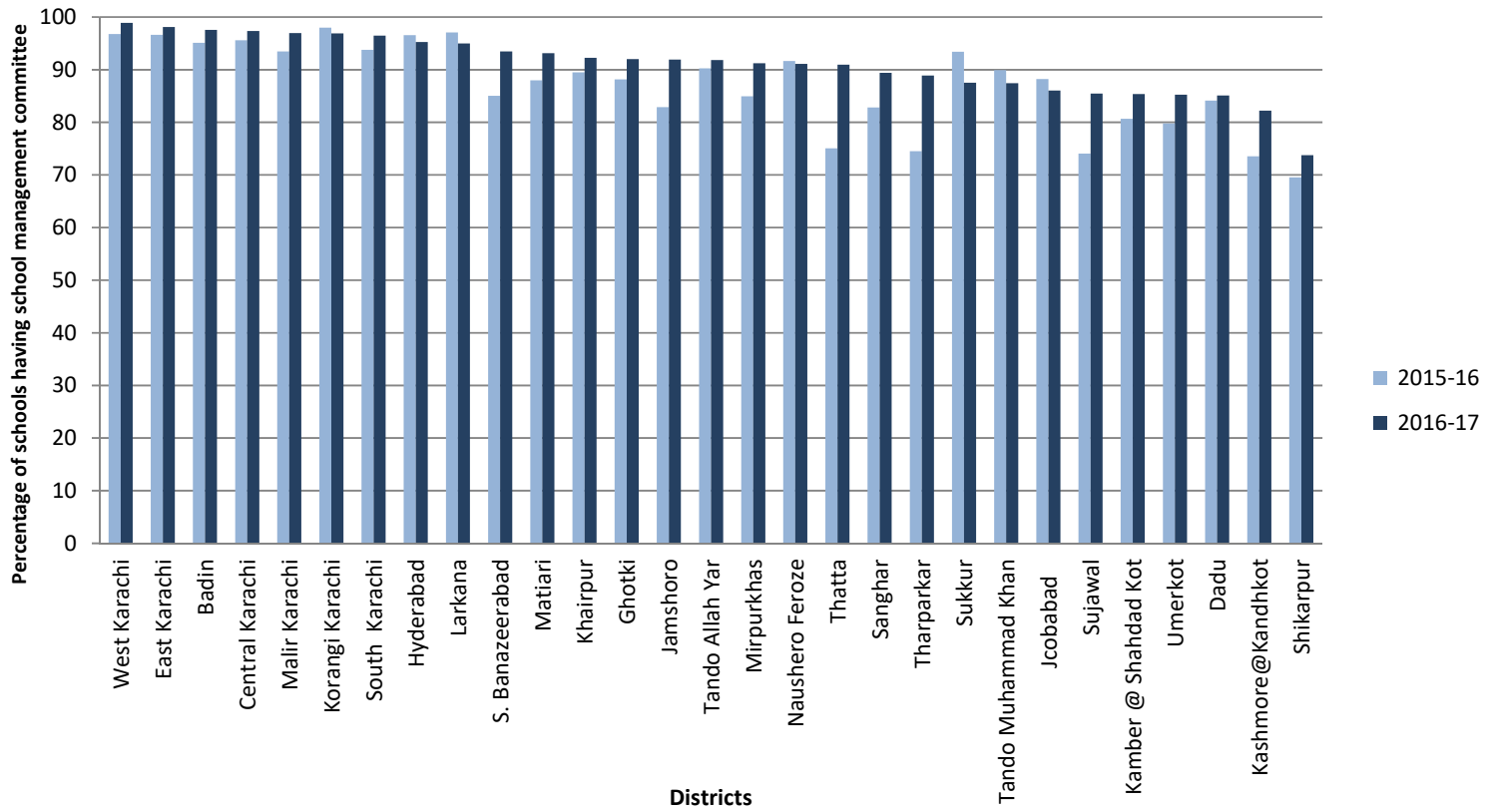
Source: RSU-Sindh Management Information System (SEMIS)







Percentage of Schools Having School Management in 2015-16 & 2016-17 by District in Sindh



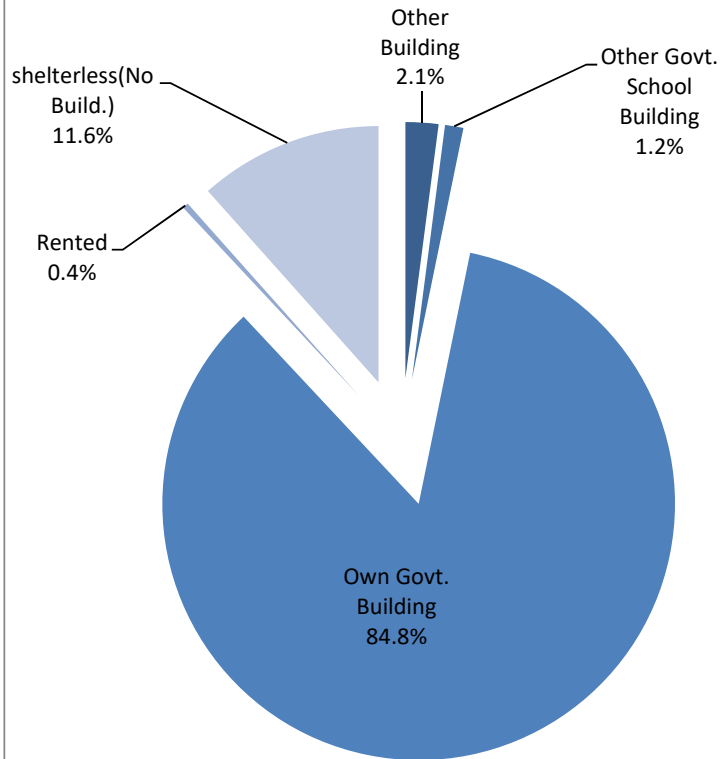
2.03: SCHOOLS BUILDING OWNERSHIP AND NO OF CLASS ROOMS BY DISTRICT IN SINDH 2016-17

(In Number)

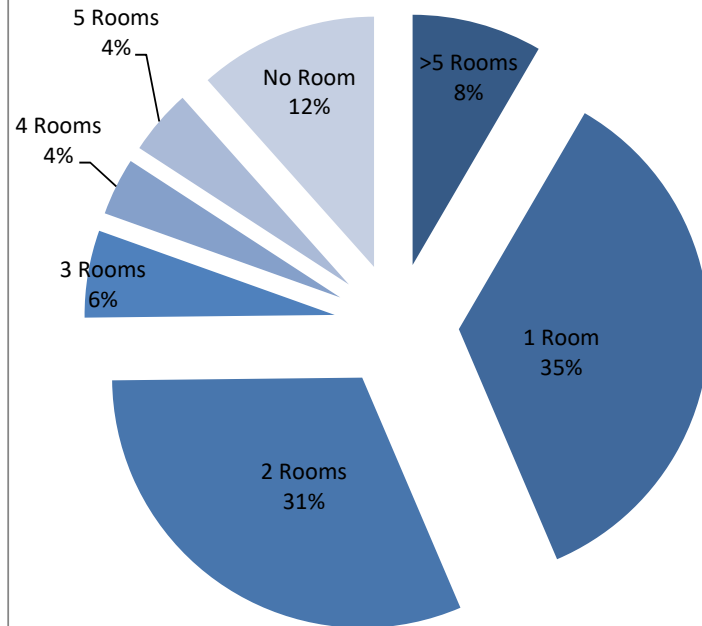
DISTRICT	Own Govt. Building	Other Govt. School Building	Rented	Other Building	shelterless (No Build.)	No.of Schools having Class Rooms								Total schools
						Total	0	1	2	3	4	5	>5	
SINDH	35,948	488	160	877	4,910	42,383	4,910	14,905	13,246	2,389	1,579	1,791	3,563	42,383
Badin	2,277	28	3	37	589	2,934	589	1,314	730	89	64	46	102	2,934
Dadu	1,598	23	4	33	163	1,821	163	484	771	96	85	68	154	1,821
Hyderabad	829	11	4	8	16	868	16	184	259	89	43	75	202	868
Thatta	1,119	12	-	88	63	1,282	63	756	288	66	27	31	51	1,282
Mirpurkhas	1,651	23	4	46	274	1,998	274	756	634	107	67	59	101	1,998
Tharparkar	3,024	42	7	21	345	3,439	345	1,929	815	162	68	67	53	3,439
Sanghar	2,465	18	2	41	429	2,955	429	1,032	1,060	110	106	69	149	2,955
Central Karachi	541	3	24	29	9	606	9	38	37	63	53	144	262	606
East Karachi	239	-	20	14	5	278	5	6	16	29	22	58	142	278
South Karachi	299	5	6	19	1	330	1	8	14	38	18	84	167	330
West Karachi	522	13	5	21	8	569	8	61	70	65	54	159	152	569
Malir Karachi	600	12	10	11	30	663	30	101	191	80	48	99	114	663
Korangi Karachi	368	12	1	12	18	411	18	17	16	32	24	141	163	411
Jacobabad	1,062	6	11	36	312	1,427	312	523	391	60	36	30	75	1,427
Larkana	1,039	21	6	8	84	1,158	84	144	535	84	87	41	183	1,158
Shikarpur	980	23	2	26	70	1,101	70	295	419	73	66	43	135	1,101
Khairpur	2,994	14	6	35	241	3,290	241	1,309	1,048	221	118	95	258	3,290
Naushero Feroze	1,802	20	13	53	347	2,235	347	603	792	144	84	87	178	2,235
S. Banazeerabad	2,066	28	10	26	231	2,361	231	785	943	105	81	56	160	2,361
Sukkur	996	21	3	48	119	1,187	119	311	383	90	57	68	159	1,187
Ghotki	1,450	20	-	28	393	1,891	393	383	782	127	67	50	89	1,891
Umerkot	1,803	24	4	14	183	2,028	183	904	703	89	41	37	71	2,028
Jamshoro	653	7	-	12	22	694	22	241	243	45	34	21	88	694
Matiari	728	12	2	30	57	829	57	303	286	46	37	25	75	829
Tando Allah Yar	675	17	5	33	30	760	30	245	295	67	43	18	62	760
Tando Muhammad Khan	868	14	1	36	93	1,012	93	490	294	49	26	17	43	1,012
Sujawal	1,203	8	4	33	142	1,390	142	867	282	34	16	15	34	1,390
Kashmore@Kandhkot	828	7	2	29	502	1,368	502	340	368	42	35	23	58	1,368
Kamber @ Shahdad Kot	1,269	44	1	50	134	1,498	134	476	581	87	72	65	83	1,498

Source: RSU-Sindh Management Information System (SEMIS)

Ownership Wise Percentage Of School Buildings In Sindh



Percentage Of Schools Having Different Number Of Class Rooms In Sindh



2.04 CLASSROOM FACILITIES IN SCHOOLS BY DISTRICTS IN SINDH 2016-17

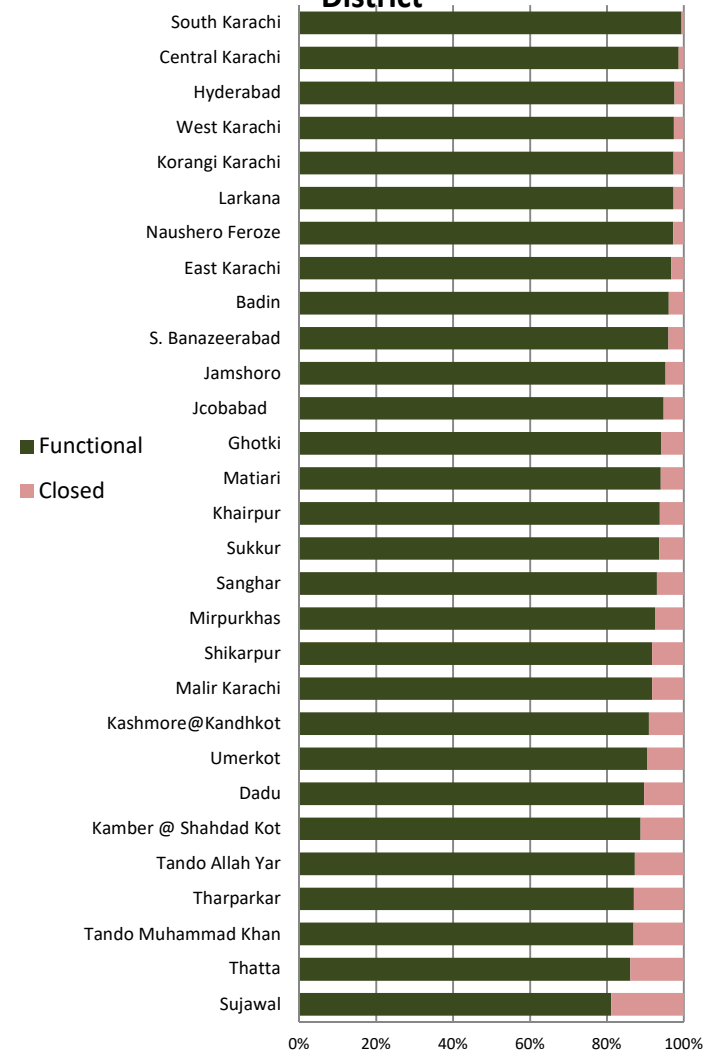
SINDH	Black Board	Student Chair	Desk/Bench	Teacher Table	Teacher Chair	Fans	Almirah	Computer
	117,845	219,988	958,832	103,633	225,739	170,528	63,831	10,192
Badin	5,391	8,939	41894	5,234	11,164	6,872	3,520	1,006
Dadu	4,676	4,453	43,717	4,280	9,755	6,633	1,683	190
Hyderabad	5,174	13,548	40,608	4,673	11,754	10,502	2,837	335
Thatta	2,422	4,568	19,808	2,370	4,027	1,546	1,748	249
Mirpurkhas	4,820	14,515	34,503	4,669	10,275	6,717	3,247	227
Tharparkar	5,065	10,433	25,682	4,512	6,906	2,159	2,909	236
Sanghar	6,544	13,420	50,560	6,541	14,324	11,578	3,342	301
Central Karachi	4,426	5,883	53,387	3,229	7,906	6,870	2,795	417
East Karachi	2,338	2,910	24,993	1,600	3,696	4,151	1,569	401
South Karachi	3,803	5,257	42,261	2,979	6,352	7,079	2,379	599
West Karachi	2,079	1,640	21,152	1,290	3,044	2,393	1,170	63
Malir Karachi	2,166	3,932	22,020	2,004	3,793	2,771	1,364	163
Korangi Karachi	4,157	4,030	43,295	3,651	6,706	4,855	2,328	250
Jacobabad	2,735	3,968	20,095	2,197	5,616	3,146	1,043	328
Larkana	4,686	8,137	42,878	4,800	11,706	10,767	2,634	299
Shikarpur	3,981	11,967	26,720	2,849	6,447	5,292	1,945	422
Khairpur	7,991	27,599	65,435	8,209	19,301	15,006	4,729	856
Naushero Feroze	6,747	6,554	55,884	5,750	13,190	10,384	3,282	185
S. Banazeerabad	5,342	13,489	49,051	4,998	9,388	8,355	2,779	610
Sukkur	5,314	12,388	36,061	4,568	9,312	8,945	3,463	893
Ghotki	6,403	5,875	37,114	4,114	9,184	6,166	2,370	622
Umerkot	3,861	8,249	26,414	3,492	7,701	4,479	2,579	514
Jamshoro	2607	3,860	18,598	2,270	4,646	3,766	1,319	173
Matiali	2,617	3,954	22,373	2,448	5,543	5,266	1,432	164
Tando Allah Yar	2,227	1,284	20,118	2,087	4,349	3,909	1,222	58
Tando Muhammad Khan	2,292	3,391	15,051	1,827	3,501	2,099	1,094	91
Sujawal	1,714	2,258	13,298	1,684	3,268	765	1,040	161
Kashmore@Kandhkot	2,521	9,455	17,542	2,149	4,739	2,446	834	218
Kamber @ Shahdad Kot	3,746	4,032	28,320	3,159	8,146	5,611	1,175	161

Source: RSU-Sindh Management Information System (SEMIS)

3.01 NUMBER OF SCHOOLS STATUS WISE BY DISTRICTS IN SINDH 2016-2017

DISTRICT NAME	Numbers			Percentage		
	Functional	Closed	Total	Functional	Closed	Total
Sujawal	1,127	263	1,390	81.1%	18.9%	100%
Thatta	1,104	178	1,282	86.1%	13.9%	100%
Tando Muhammad Khan	880	132	1,012	87.0%	13.0%	100%
Tharparkar	2,991	448	3,439	87.0%	13.0%	100%
Tando Allah Yar	663	97	760	87.2%	12.8%	100%
Kamber @ Shahdad Kot	1,329	169	1,498	88.7%	11.3%	100%
Dadu	1,633	188	1,821	89.7%	10.3%	100%
Umerkot	1,833	195	2,028	90.4%	9.6%	100%
Kashmore@Kandhkot	1,244	124	1,368	90.9%	9.1%	100%
Malir Karachi	608	55	663	91.7%	8.3%	100%
Shikarpur	1,010	91	1,101	91.7%	8.3%	100%
Mirpurkhas	1,848	150	1,998	92.5%	7.5%	100%
Sanghar	2,747	208	2,955	93.0%	7.0%	100%
Sukkur	1,111	76	1,187	93.6%	6.4%	100%
Khairpur	3,085	205	3,290	93.8%	6.2%	100%
Matiari	779	50	829	94.0%	6.0%	100%
Ghotki	1,781	110	1,891	94.2%	5.8%	100%
Jcobabad	1,352	75	1,427	94.7%	5.3%	100%
Jamshoro	661	33	694	95.2%	4.8%	100%
S. Banazeerabad	2,266	95	2,361	96.0%	4.0%	100%
Badin	2,818	116	2,934	96.0%	4.0%	100%
East Karachi	269	9	278	96.8%	3.2%	100%
Naushero Feroze	2,174	61	2,235	97.3%	2.7%	100%
Larkana	1,127	31	1,158	97.3%	2.7%	100%
Korangi Karachi	400	11	411	97.3%	2.7%	100%
West Karachi	554	15	569	97.4%	2.6%	100%
Hyderabad	847	21	868	97.6%	2.4%	100%
Central Karachi	598	8	606	98.7%	1.3%	100%
South Karachi	328	2	330	99.4%	0.6%	100%
SINDH	39,167	3,216	42,383	92.4%	7.6%	100%

Percentage of Functional & Closed Schools By District



Source: RSU-Sindh Management Information System (SEMIS)

**INSTITUTIONS, ENROLMENT AND
TEACHING STAFF BY LEVEL, SEX
BY URBAN & RURAL AND
WITH OTHER DETAILS**

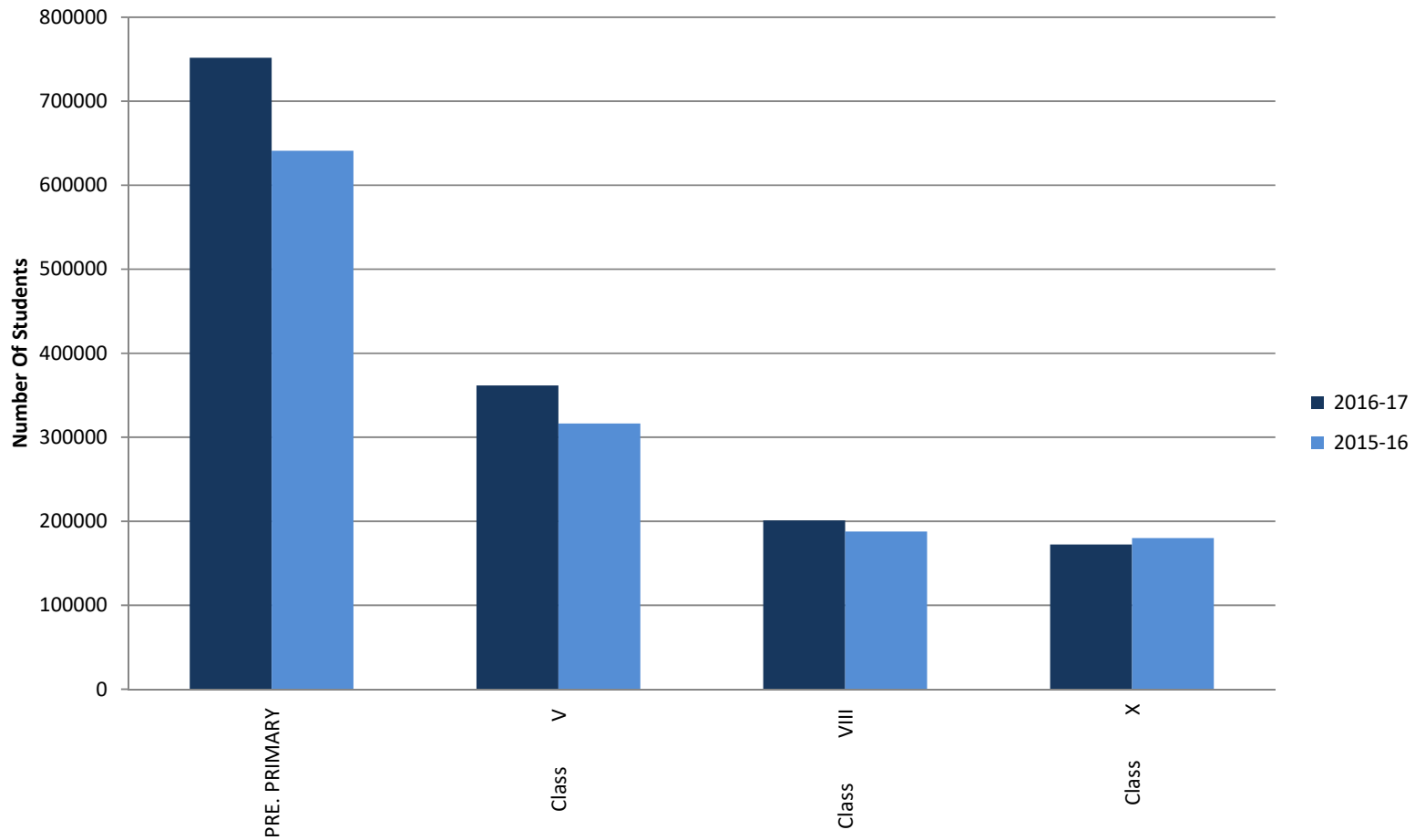
3.03 CLASSWISE ENROLMENT IN SCHOOLS BY DISTRICT IN SINDH 2016-17

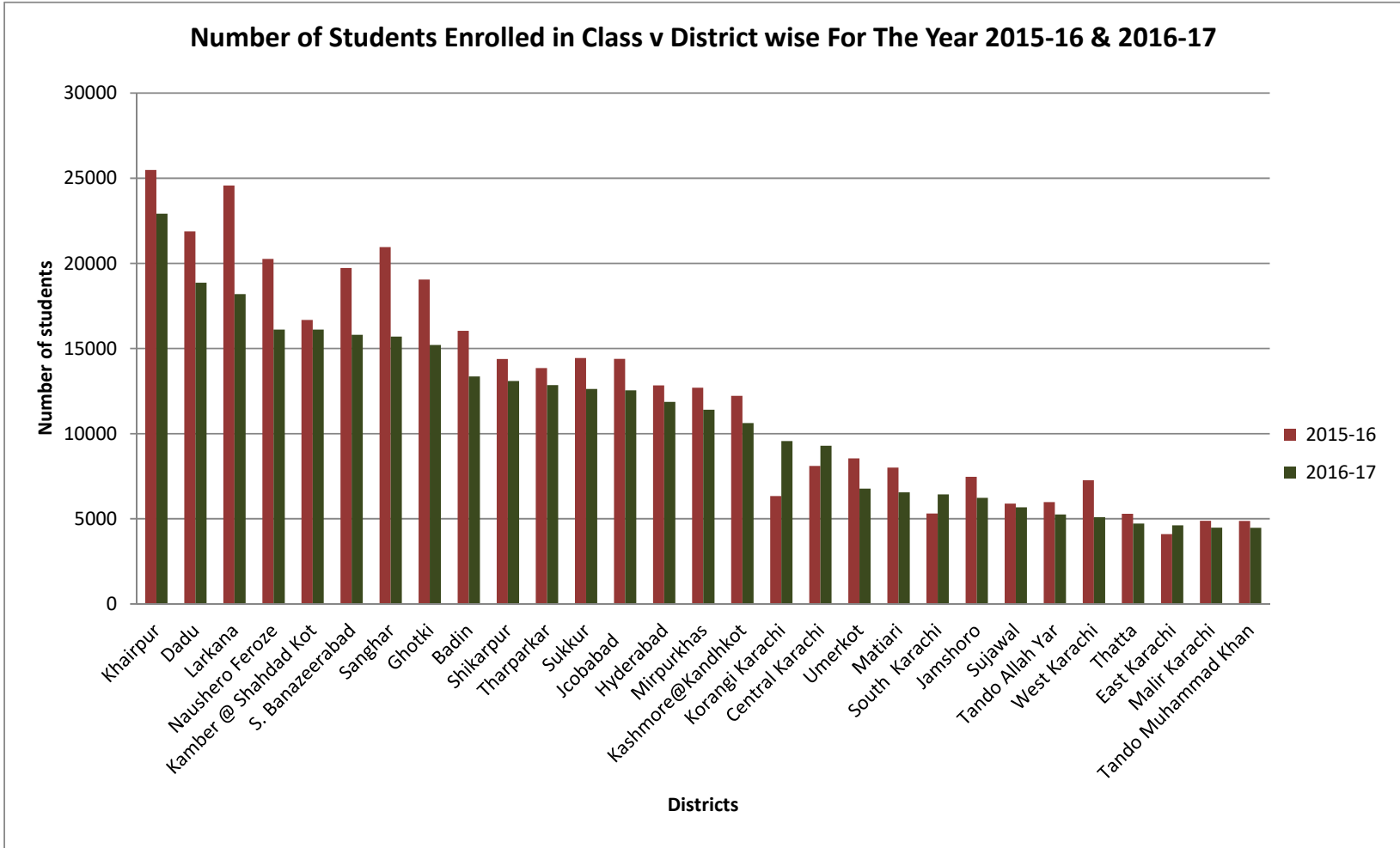
(In Numbers)

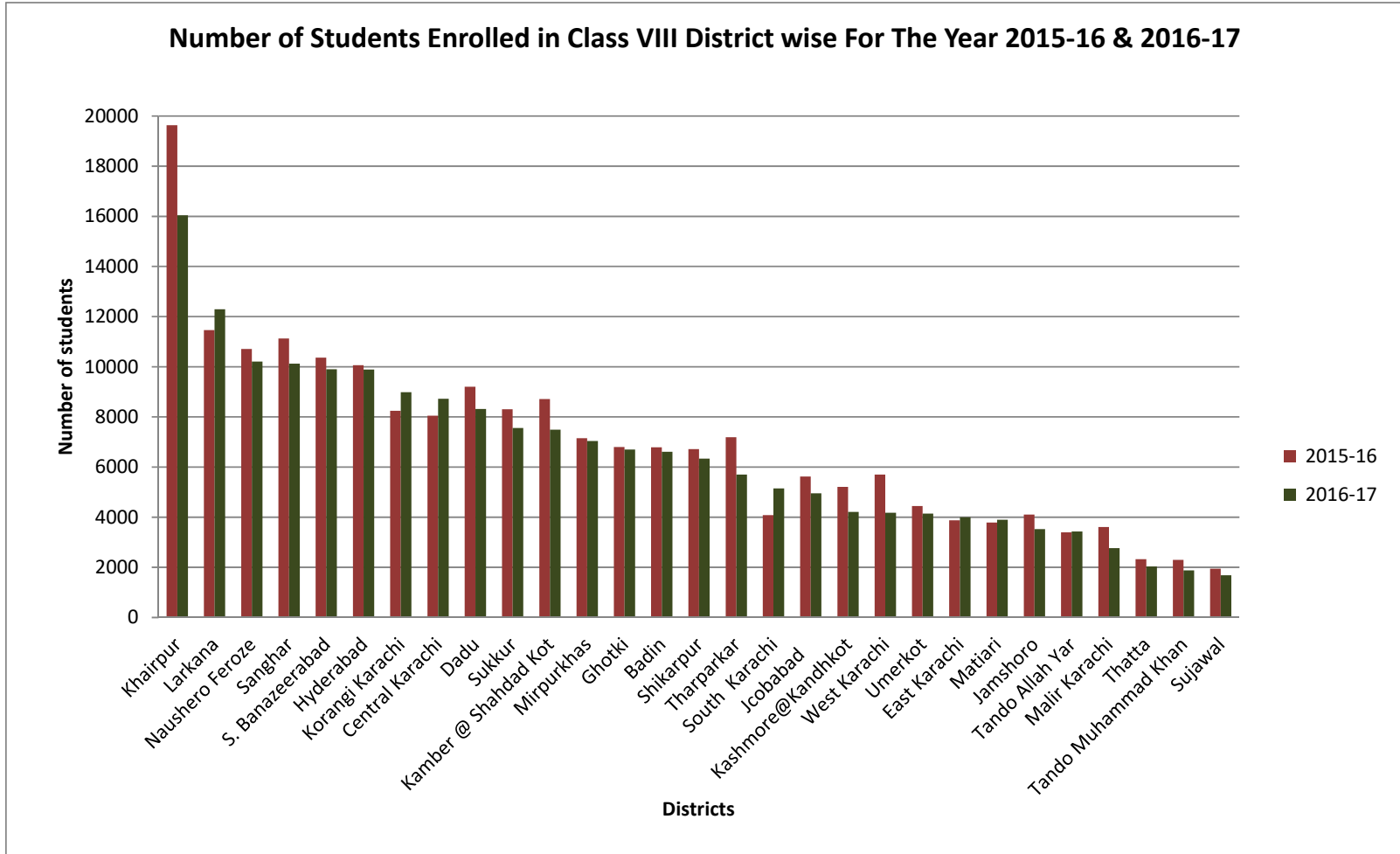
DISTRICT	PRE. PRIMARY	PRIMARY CLASSES						Middle Classes				Secondary Classes			Higher Sec. Classes			Grand Total
		Class I	Class II	Class III	Class IV	Class V	Total	Class VI	Class VII	Class VIII	Total	Class IX	Class X	Total	Class XI	Class XII	Total	
SINDH	751,744	628,329	530,476	466,330	411,904	361,553	2,398,592	219,520	204,307	200,918	624,745	188,397	172,300	360,697	49,110	44,240	93,350	4,229,128
Badin	39,510	34,310	26,728	22,099	18,582	16,041	117,760	8,091	7,376	6,787	22,254	5,740	5,386	11,126	2,220	2,256	4,476	195,126
Dadu	48,921	30,050	26,677	25,377	23,090	21,880	127,074	10,215	9,202	9,202	28,619	7,674	7,026	14,700	2,077	1,523	3,600	222,914
Hyderabad	22,714	21,048	18,777	16,844	14,683	12,830	84,182	11,021	10,822	10,066	31,909	10,505	9,830	20,335	4,217	2,793	7,010	166,150
Thatta	10,248	19,615	12,232	9,289	7,079	5,295	53,510	3,145	2,578	2,326	8,049	2,397	2,012	4,409	625	462	1,087	77,303
Mirpurkhas	22,251	28,724	21,771	17,470	15,290	12,696	95,951	8,300	7,621	7,148	23,069	7,739	7,112	14,851	3,139	3,107	6,246	162,368
Tharparkar	6,447	38,339	26,428	20,873	16,657	13,846	116,143	7,892	7,850	7,191	22,933	3,762	3,594	7,356	1,110	890	2,000	154,879
Sanghar	46,184	36,776	31,149	28,219	24,775	20,959	141,878	11,198	10,856	11,132	33,186	11,100	10,146	21,246	2,694	2,267	4,961	247,455
Central Karachi	7,700	11,020	10,525	9,899	9,067	8,103	48,614	9,812	10,026	8,048	27,886	9,114	8,564	17,678	800	654	1,454	103,332
East Karachi	5,980	6,166	5,387	5,124	4,686	4,100	25,463	4,238	4,069	3,876	12,183	4,089	3,903	7,992	260	250	510	52,128
South Karachi	7,826	7,555	6,900	6,887	5,950	5,310	32,602	4,676	4,427	4,080	13,183	3,809	3,604	7,413	509	413	922	61,946
West Karachi	8,112	12,941	10,435	9,228	8,285	7,263	48,152	6,216	5,795	5,700	17,711	5,257	4,665	9,922	54	65	119	84,016
Malir Karachi	9,552	10,543	7,642	6,610	5,474	4,883	35,152	4,171	3,940	3,609	11,720	4,806	4,277	9,083	740	634	1,374	66,881
Korangi Karachi	4,361	7,824	7,610	7,184	6,792	6,335	35,745	7,818	8,244	8,241	24,303	8,101	8,752	16,853	485	363	848	82,110
Jacobabad	29,077	21,859	17,292	15,671	15,260	14,399	84,481	6,863	5,992	5,621	18,476	4,618	3,983	8,601	1,925	1,787	3,712	144,347
Larkana	38,101	32,813	30,514	28,077	26,549	24,575	142,528	13,092	11,650	11,465	36,207	11,999	11,099	23,098	2,851	2,705	5,556	245,490
Shikarpur	16,972	24,530	19,031	16,655	15,888	14,392	90,496	8,147	6,904	6,716	21,767	6,401	5,646	12,047	2,514	2,347	4,861	146,143
Khairpur	83,652	37,736	37,635	32,856	29,252	25,488	162,967	16,013	15,299	19,636	50,948	16,535	12,494	29,029	4,650	4,362	9,012	335,608
Naushero Feroze	68,266	28,290	25,930	23,843	22,023	20,260	120,346	11,963	11,114	10,715	33,792	8,936	8,347	17,283	3,829	3,902	7,731	247,418
S. Banazeerabad	61,321	28,954	28,407	26,353	24,367	19,733	127,814	9,994	10,345	10,369	30,708	9,425	8,610	18,035	1,684	1,605	3,289	241,167
Sukkur	27,334	24,981	21,995	18,729	16,650	14,446	96,801	8,843	7,871	8,305	25,019	7,598	7,088	14,686	2,774	2,618	5,392	169,232
Ghotki	41,804	25,243	25,294	23,990	21,242	19,053	114,822	7,472	7,129	6,797	21,398	8,136	7,485	15,621	1,172	1,231	2,403	196,048
Umerkot	13,572	27,575	18,019	14,051	10,649	8,550	78,844	4,635	4,745	4,443	13,823	4,463	3,895	8,358	1,443	1,425	2,868	117,465
Jamshoro	15,982	12,596	11,233	9,177	8,329	7,461	48,796	5,395	3,953	4,107	13,455	3,523	3,372	6,895	1,130	1,069	2,199	87,327
Matiari	15,689	14,505	12,597	10,971	9,422	8,006	55,501	4,355	4,006	3,784	12,145	4,372	4,876	9,248	608	431	1,039	93,622
Tando Allah Yar	16,588	11,230	9,751	8,711	7,272	5,976	42,940	4,047	3,704	3,396	11,147	3,448	3,110	6,558	1,623	1,490	3,113	80,346
Tando Muhammad Khan	11,596	11,078	9,516	7,965	6,368	4,878	39,805	2,965	2,748	2,300	8,013	1,778	1,602	3,380	232	195	427	63,221
Sujawal	7,585	18,505	12,367	9,461	7,769	5,893	53,995	2,423	2,121	1,944	6,488	1,516	1,301	2,817	581	567	1,148	72,033
Kashmore@Kandhkot	22,702	17,781	15,604	14,254	12,404	12,218	72,261	6,285	5,098	5,206	16,589	4,455	4,261	8,716	1,884	1,747	3,631	123,899
Kamber @ Shahdad Kot	41,697	25,742	23,030	20,463	18,050	16,684	103,969	10,235	8,822	8,708	27,765	7,101	6,260	13,361	1,280	1,082	2,362	189,154

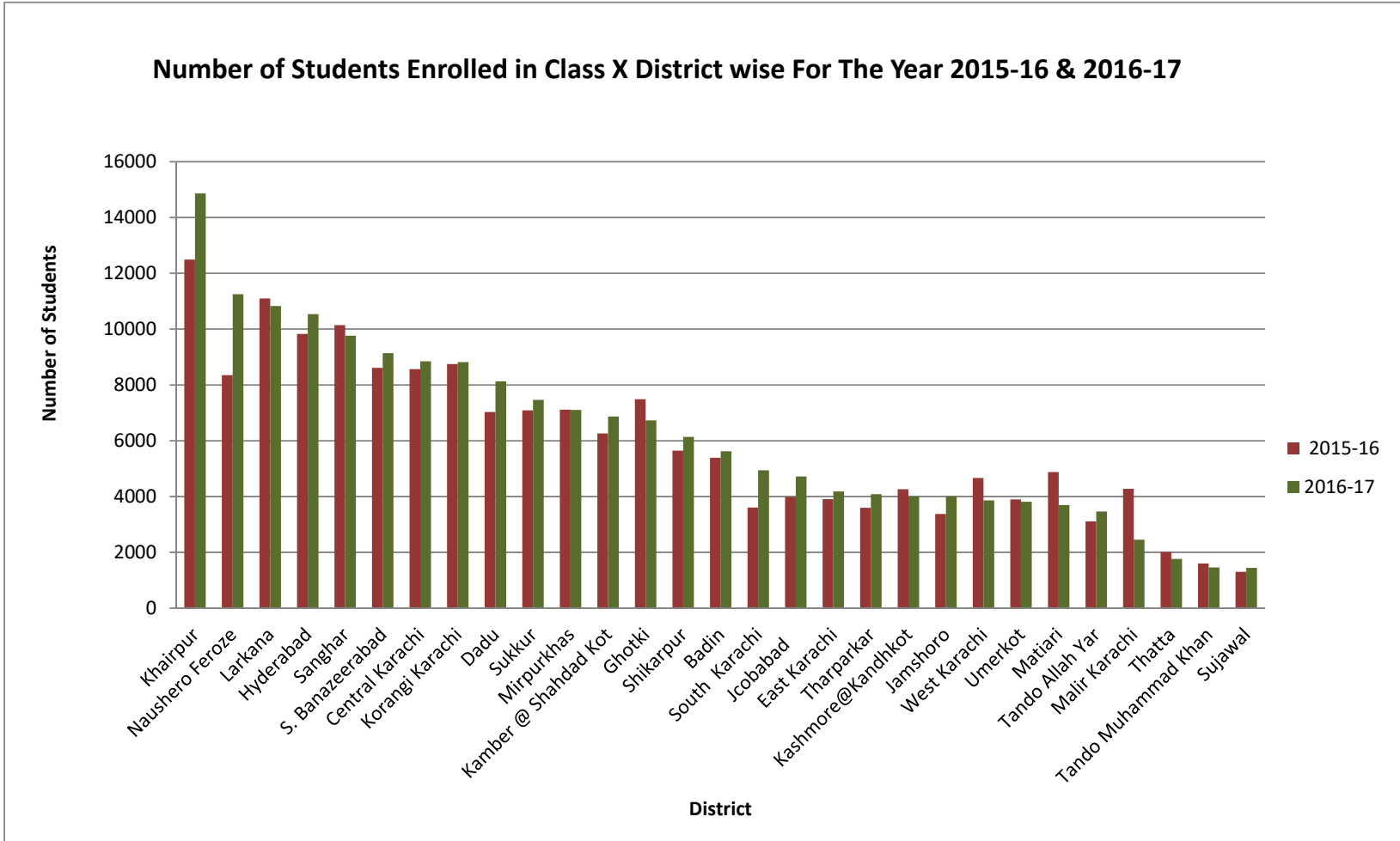
Source: RSU-Sindh Management Information System (SEMIS)

Enrolment in Specific Classes in Government Schools Of Sindh From 2015-16 To 2016-17





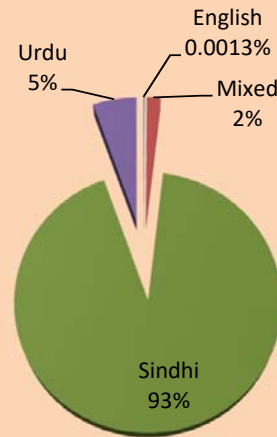




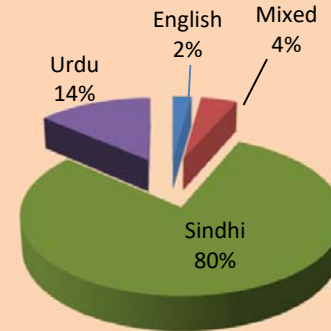
3.04. SCHOOLS BY MEDIUM IN SINDH 2016-17

Medium	Urdu	Sindhi	English	Mixed
primary	2085	35344	50	653
Middle	223	1309	37	71
Elementary	158	406	6	31
Secondary	445	985	37	252
H.Secondary	22	162	13	94

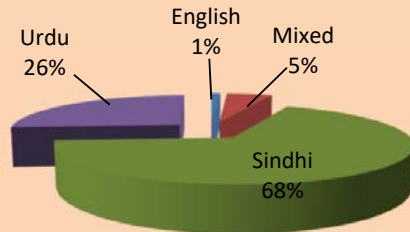
PERCENTAGE OF PRIMARY SCHOOLS BY MEDIUM IN SINDH 2016-17



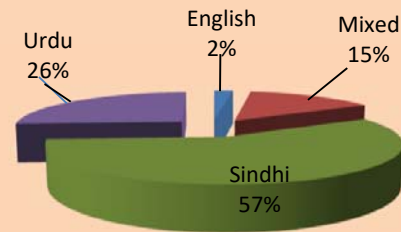
PERCENTAGE OF MIDDLE SCHOOLS BY MEDIUM IN SINDH 2016-17



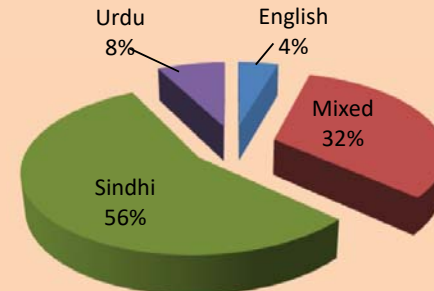
PERCENTAGE OF ELEMENTARY SCHOOLS BY MEDIUM IN SINDH 2016-17



PERCENTAGE OF SECONDARY SCHOOLS BY MEDIUM IN SINDH 2016-17

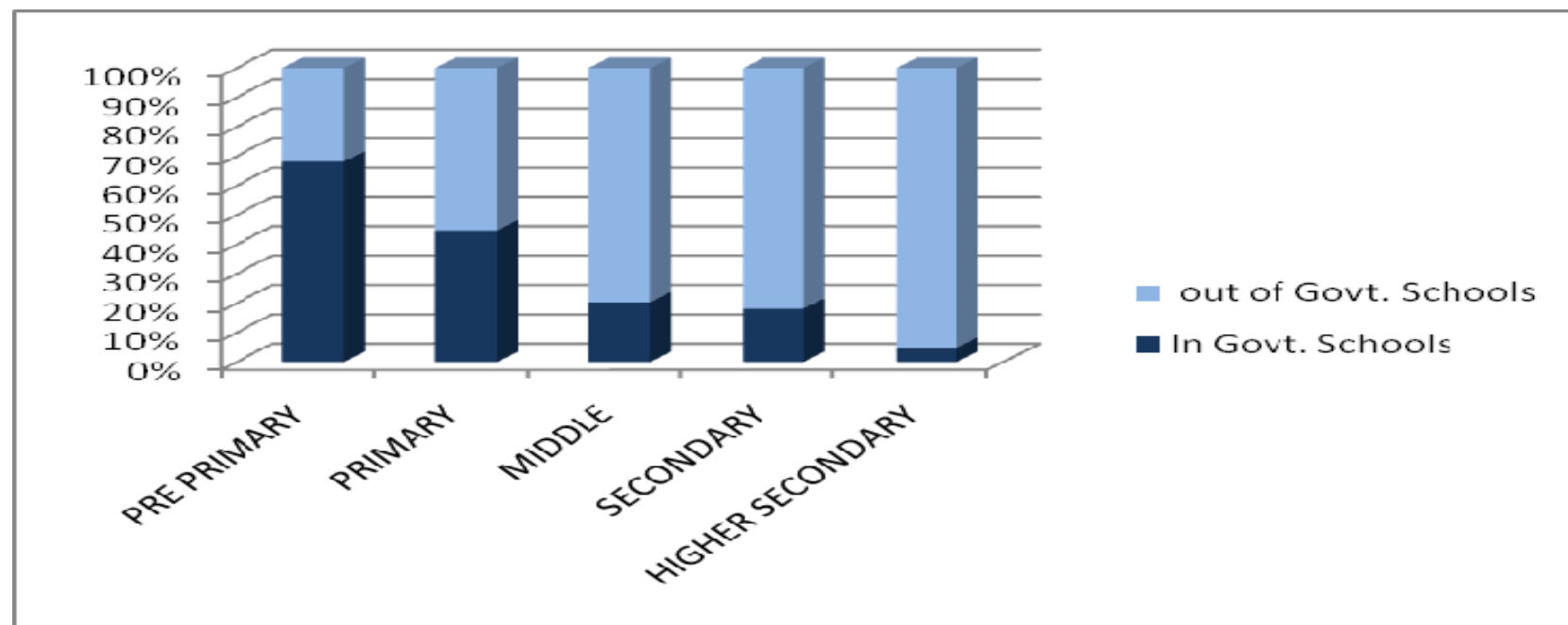


PERCENTAGE OF HIGHER SECONDARY SCHOOLS BY MEDIUM IN SINDH 2016-17



3.05 PARTICIPATION IN GOVT.SCHOOL AT PRIMARY STAGE IN SINDH 2016-17

STAGES OF CLASSES	PROJECTED POPULATION			ENROLMENT			PARTICIPATION IN GOVT. SCHOOL		
	BOYS	GIRLS	TOTAL	BOYS	GIRLS	TOTAL	BOYS	GIRLS	TOTAL
PRE PRIMARY	573,113	523,414	1,096,527	435,774	315,970	751,744	76%	60%	68%
PRIMARY	2,782,730	2,525,134	5,307,864	1,481,821	916,771	2,398,592	53%	36%	45%
MIDDLE	1,605,872	1,444,010	3,049,882	373,813	250,932	624,745	23%	17%	20%
SECONDARY	1,038,065	933,717	1,971,782	222,214	138,483	360,697	21%	15%	18%
HIGHER SECONDARY	1,006,404	908,960	1,915,364	63,481	29,869	93,350	6%	3%	5%



**INSTITUTIONS, ENROLMENT AND
TEACHING STAFF BY LEVEL, SEX
BY URBAN & RURAL AND
WITH OTHER DETAILS**

**4.01 SCHOOL EDUCATION DATA (INSTITUTIONS, ENROLMENT AND TEACHING STAFF) BY SEX AND BY URBAN AND RURAL 2016-2017
DISTRICT BADIN**

LOCATION	LEVEL	INSTITUTIONS				ENROLMENT			TEACHING STAFF		
		TOTAL	MALE	FEMALE	MIXED	TOTAL	MALE	FEMALE	TOTAL	MALE	FEMALE
URBAN	Primary	168	30	27	111	16446	10015	6431	550	382	168
	Middle	10	3	2	5	973	718	255	47	42	5
	Secondary	8	3	2	3	10738	6855	3883	380	224	156
	Higher secondary	7	1	3	3	8901	5920	2981	288	171	117
	GRAND TOTAL	193	37	34	122	37058	23508	13550	1265	819	446
RURAL	Primary	2595	402	247	1946	123716	83230	40486	3706	3197	509
	Middle	91	16	16	59	9532	5777	3755	335	245	90
	Secondary	52	6	9	37	21993	15585	6408	813	629	184
	Higher secondary	3	1	-	2	2827	2474	353	57	54	3
	GRAND TOTAL	2741	425	272	2044	158068	107066	51002	4911	4125	786
TOTAL	Primary	2763	432	274	2057	140162	93245	46917	4256	3579	677
	Middle	101	19	18	64	10505	6495	4010	382	287	95
	Secondary	60	9	11	40	32731	22440	10291	1193	853	340
	Higher secondary	10	2	3	5	11728	8394	3334	345	225	120
	GRAND TOTAL	2934	462	306	2166	195126	130574	64552	6176	4944	1232

Note:

i) Middle Schools cover Elementary Schools

Source: RSU-Sindh Education Management Information System (SEMIS)

**4.02 SCHOOL EDUCATION DATA (INSTITUTIONS, ENROLMENT AND TEACHING STAFF) BY SEX AND BY URBAN AND RURAL 2016-2017
DISTRICT DADU**

LOCATION	LEVEL	INSTITUTIONS				ENROLMENT			TEACHING STAFF		
		TOTAL	MALE	FEMALE	MIXED	TOTAL	MALE	FEMALE	TOTAL	MALE	FEMALE
URBAN	Primary	106	12	21	73	28748	15598	13150	1173	765	408
	Middle	7	3	1	3	1609	1190	419	63	57	6
	Secondary	15	8	5	2	13971	8261	5710	487	323	164
	Higher secondary	4	1	1	2	3745	2234	1511	133	78	55
	GRAND TOTAL	132	24	28	80	48073	27283	20790	1856	1223	633
RURAL	Primary	1573	219	227	1127	131121	78189	52932	3823	3047	776
	Middle	50	6	12	32	10058	5898	4160	391	277	114
	Secondary	55	11	13	31	24330	15343	8987	893	691	202
	Higher secondary	11	3	1	7	9332	7187	2145	268	227	41
	GRAND TOTAL	1689	239	253	1197	174841	106617	68224	5375	4242	1133
TOTAL	Primary	1679	231	248	1200	159869	93787	66082	4996	3812	1184
	Middle	57	9	13	35	11667	7088	4579	454	334	120
	Secondary	70	19	18	33	38301	23604	14697	1380	1014	366
	Higher secondary	15	4	2	9	13077	9421	3656	401	305	96
	GRAND TOTAL	1821	263	281	1277	222914	133900	89014	7231	5465	1766

Note:

i) Middle Schools cover Elementary Schools

Source: RSU-Sindh Education Management Information System (SEMIS)

**4.03 SCHOOL EDUCATION DATA (INSTITUTIONS, ENROLMENT AND TEACHING STAFF) BY SEX AND BY URBAN AND RURAL 2016-2017
DISTRICT HYDERABAD**

LOCATION	LEVEL	INSTITUTIONS				ENROLMENT			TEACHING STAFF		
		TOTAL	MALE	FEMALE	MIXED	TOTAL	MALE	FEMALE	TOTAL	MALE	FEMALE
URBAN	Primary	289	43	37	209	39809	20878	18931	2105	1078	1027
	Middle	51	12	19	20	17939	7547	10392	1329	581	748
	Secondary	56	12	22	22	43381	19621	23760	2813	1260	1553
	Higher secondary	14	4	6	4	17362	8866	8496	859	375	484
	GRAND TOTAL	410	71	84	255	118491	56912	61579	7106	3294	3812
RURAL	Primary	421	58	67	296	31880	19071	12809	1009	760	249
	Middle	25	3	7	15	4886	3020	1866	220	150	70
	Secondary	10	1	2	7	7142	4658	2484	246	188	58
	Higher secondary	2	-	-	2	3751	3111	640	139	109	30
	GRAND TOTAL	458	62	76	320	47659	29860	17799	1614	1207	407
TOTAL	Primary	710	101	104	505	71689	39949	31740	3114	1838	1276
	Middle	76	15	26	35	22825	10567	12258	1549	731	818
	Secondary	66	13	24	29	50523	24279	26244	3059	1448	1611
	Higher secondary	16	4	6	6	21113	11977	9136	998	484	514
	GRAND TOTAL	868	133	160	575	166150	86772	79378	8720	4501	4219

Note:

i) Middle Schools cover Elementary Schools

Source: RSU-Sindh Education Management Information System (SEMIS)

**4.04 SCHOOL EDUCATION DATA (INSTITUTIONS, ENROLMENT AND TEACHING STAFF) BY SEX AND BY URBAN AND RURAL 2016-2017
DISTRICT THATTA**

LOCATION	LEVEL	INSTITUTIONS				ENROLMENT			TEACHING STAFF		
		TOTAL	MALE	FEMALE	MIXED	TOTAL	MALE	FEMALE	TOTAL	MALE	FEMALE
URBAN	Primary	36	7	6	23	5084	3314	1770	186	123	63
	Middle	3	-	2	1	78	71	7	4	4	-
	Secondary	7	1	3	3	3281	2047	1234	180	90	90
	Higher secondary	1	1	-	-	979	578	401	49	35	14
	GRAND TOTAL	47	9	11	27	9422	6010	3412	419	252	167
RURAL	Primary	1159	229	127	803	53131	33171	19960	1679	1365	314
	Middle	39	7	9	23	2852	1811	1041	178	120	58
	Secondary	31	11	7	13	9075	6314	2761	504	361	143
	Higher secondary	6	2	1	3	2823	2138	685	148	122	26
	GRAND TOTAL	1235	249	144	842	67881	43434	24447	2509	1968	541
TOTAL	Primary	1195	236	133	826	58215	36485	21730	1865	1488	377
	Middle	42	7	11	24	2930	1882	1048	182	124	58
	Secondary	38	12	10	16	12356	8361	3995	684	451	233
	Higher secondary	7	3	1	3	3802	2716	1086	197	157	40
	GRAND TOTAL	1282	258	155	869	77303	49444	27859	2928	2220	708

Note:

i) Middle Schools cover Elementary Schools

Source: RSU-Sindh Education Management Information System (SEMIS)

**4.05 SCHOOL EDUCATION DATA (INSTITUTIONS, ENROLMENT AND TEACHING STAFF) BY SEX AND BY URBAN AND RURAL 2016-2017
DISTRICT JAMSHORO**

LOCATION	LEVEL	INSTITUTIONS				ENROLMENT			TEACHING STAFF		
		TOTAL	MALE	FEMALE	MIXED	TOTAL	MALE	FEMALE	TOTAL	MALE	FEMALE
URBAN	Primary	40	6	8	26	7,852	4,153	3,699	267	173	94
	Middle	4	-	1	3	1,737	833	904	52	39	13
	Secondary	8	-	1	7	6,497	4,421	2,076	258	222	36
	Higher secondary	7	-	3	4	10,909	6,111	4,798	360	248	112
	GRAND TOTAL	59	6	13	40	26,995	15,518	11,477	937	682	255
RURAL	Primary	576	46	61	469	40,350	24,282	16,068	1,359	1,024	335
	Middle	27	1	5	21	4,988	3,008	1,980	167	133	34
	Secondary	31	6	7	18	14,049	7,481	6,568	609	367	242
	Higher secondary	1	-	1	-	945	-	945	35	2	33
	GRAND TOTAL	635	53	74	508	60,332	34,771	25,561	2,170	1,526	644
TOTAL	Primary	616	52	69	495	48,202	28,435	19,767	1,626	1,197	429
	Middle	31	1	6	24	6,725	3,841	2,884	219	172	47
	Secondary	39	6	8	25	20,546	11,902	8,644	867	589	278
	Higher secondary	8	-	4	4	11,854	6,111	5,743	395	250	145
	GRAND TOTAL	694	59	87	548	87,327	50,289	37,038	3,107	2,208	899

Note:

i) Middle Schools cover Elementary Schools

Source: RSU-Sindh Education Management Information System (SEMIS)

**4.06 SCHOOL EDUCATION DATA (INSTITUTIONS, ENROLMENT AND TEACHING STAFF) BY SEX AND BY URBAN AND RURAL 2016-2017
DISTRICT MATIRA**

LOCATION	LEVEL	INSTITUTIONS				ENROLMENT			TEACHING STAFF		
		TOTAL	MALE	FEMALE	MIXED	TOTAL	MALE	FEMALE	TOTAL	MALE	FEMALE
URBAN	Primary	46	9	1	36	13,246	8,846	4,400	583	428	155
	Middle	1	1	-	-	50	50	-	9	9	-
	Secondary	7	-	3	4	6,494	2,788	3,706	248	127	121
	Higher secondary	1	1	-	-	1,795	1,280	515	43	25	18
	GRAND TOTAL	55	11	4	40	21,585	12,964	8,621	883	589	294
RURAL	Primary	721	47	69	605	49,789	30,903	18,886	1,524	1,266	258
	Middle	19	5	2	12	3,197	2,053	1,144	134	122	12
	Secondary	32	4	3	25	17,489	13,074	4,415	762	641	121
	Higher secondary	2	-	-	2	1,562	1,068	494	54	43	11
	GRAND TOTAL	774	56	74	644	72,037	47,098	24,939	2,474	2,072	402
TOTAL	Primary	767	56	70	641	63,035	39,749	23,286	2,107	1,694	413
	Middle	20	6	2	12	3,247	2,103	1,144	143	131	12
	Secondary	39	4	6	29	23,983	15,862	8,121	1,010	768	242
	Higher secondary	3	1	-	2	3,357	2,348	1,009	97	68	29
	GRAND TOTAL	829	67	78	684	93,622	60,062	33,560	3,357	2,661	696

Note:

i) Middle Schools cover Elementary Schools

Source: RSU-Sindh Education Management Information System (SEMIS)

**4.07 SCHOOL EDUCATION DATA (INSTITUTIONS, ENROLMENT AND TEACHING STAFF) BY SEX AND BY URBAN AND RURAL 2016-2017
DISTRICT TANDO ALLAH YAR**

LOCATION	LEVEL	INSTITUTIONS				ENROLMENT			TEACHING STAFF		
		TOTAL	MALE	FEMALE	MIXED	TOTAL	MALE	FEMALE	TOTAL	MALE	FEMALE
URBAN	Primary	89	13	19	57	12,779	8,139	4,640	400	282	118
	Middle	6	-	2	4	1,060	534	526	71	24	47
	Secondary	7	3	2	2	4,748	3,446	1,302	187	122	65
	Higher secondary	3	-	-	3	6,801	2,757	4,044	124	45	79
	GRAND TOTAL	105	16	23	66	25,388	14,876	10,512	782	473	309
RURAL	Primary	591	74	59	458	39,230	26,720	12,510	846	707	139
	Middle	37	2	5	30	3,169	2,095	1,074	120	105	15
	Secondary	25	6	4	15	10,896	7,226	3,670	368	279	89
	Higher secondary	2	-	-	2	1,663	1,358	305	45	37	8
	GRAND TOTAL	655	82	68	505	54,958	37,399	17,559	1,379	1,128	251
TOTAL	Primary	680	87	78	515	52,009	34,859	17,150	1,246	989	257
	Middle	43	2	7	34	4,229	2,629	1,600	191	129	62
	Secondary	32	9	6	17	15,644	10,672	4,972	555	401	154
	Higher secondary	5	-	-	5	8,464	4,115	4,349	169	82	87
	GRAND TOTAL	760	98	91	571	80,346	52,275	28,071	2,161	1,601	560

Note:

i) Middle Schools cover Elementary Schools

Source: RSU-Sindh Education Management Information System (SEMIS)

**4.08 SCHOOL EDUCATION DATA (INSTITUTIONS, ENROLMENT AND TEACHING STAFF) BY SEX AND BY URBAN AND RURAL 2016-2017
DISTRICT TANDO MUHAMMAD KHAN**

LOCATION	LEVEL	INSTITUTIONS				ENROLMENT			TEACHING STAFF		
		TOTAL	MALE	FEMALE	MIXED	TOTAL	MALE	FEMALE	TOTAL	MALE	FEMALE
URBAN	Primary	86	15	15	56	7,176	4,228	2,948	335	248	87
	Middle	6	3	2	1	740	626	114	59	45	14
	Secondary	10	6	4	-	5,627	3,708	1,919	272	146	126
	Higher secondary	-	-	-	-	-	-	-	-	-	-
	GRAND TOTAL	102	24	21	57	13,543	8,562	4,981	666	439	227
RURAL	Primary	852	160	82	610	35,473	23,422	12,051	1,121	1,003	118
	Middle	28	2	5	21	2,895	1,892	1,003	147	122	25
	Secondary	28	8	8	12	9,264	6,409	2,855	497	330	167
	Higher secondary	2	-	-	2	2,046	1,695	351	61	61	-
	GRAND TOTAL	910	170	95	645	49,678	33,418	16,260	1,826	1,516	310
TOTAL	Primary	938	175	97	666	42,649	27,650	14,999	1,456	1,251	205
	Middle	34	5	7	22	3,635	2,518	1,117	206	167	39
	Secondary	38	14	12	12	14,891	10,117	4,774	769	476	293
	Higher secondary	2	-	-	2	2,046	1,695	351	61	61	-
	GRAND TOTAL	1,012	194	116	702	63,221	41,980	21,241	2,492	1,955	537

Note:

i) Middle Schools cover Elementary Schools

Source: RSU-Sindh Education Management Information System (SEMIS)

**4.09 SCHOOL EDUCATION DATA (INSTITUTIONS, ENROLMENT AND TEACHING STAFF) BY SEX AND BY URBAN AND RURAL 2016-2017
DISTRICT SUJAWAL**

LOCATION	LEVEL	INSTITUTIONS				ENROLMENT			TEACHING STAFF		
		TOTAL	MALE	FEMALE	MIXED	TOTAL	MALE	FEMALE	TOTAL	MALE	FEMALE
URBAN	Primary	86	16	10	60	9,710	6,298	3,412	308	255	53
	Middle	1	-	1	-	137	-	137	7	-	7
	Secondary	2	1	1	-	2,708	1,813	895	110	52	58
	Higher secondary	3	1	1	1	3,350	2,537	813	121	73	48
	GRAND TOTAL	92	18	13	61	15,905	10,648	5,257	546	380	166
RURAL	Primary	1,250	328	97	825	48,122	31,214	16,908	1,652	1,484	168
	Middle	29	11	11	7	881	594	287	110	80	30
	Secondary	16	5	1	10	5,536	4,744	792	240	218	22
	Higher secondary	3	1	1	1	1,589	1,235	354	70	55	15
	GRAND TOTAL	1,298	345	110	843	56,128	37,787	18,341	2,072	1,837	235
TOTAL	Primary	1,336	344	107	885	57,832	37,512	20,320	1,960	1,739	221
	Middle	30	11	12	7	1,018	594	424	117	80	37
	Secondary	18	6	2	10	8,244	6,557	1,687	350	270	80
	Higher secondary	6	2	2	2	4,939	3,772	1,167	191	128	63
	GRAND TOTAL	1,390	363	123	904	72,033	48,435	23,598	2,618	2,217	401

Note:

i) Middle Schools cover Elementary Schools

Source: RSU-Sindh Education Management Information System (SEMIS)

4.10 SCHOOL EDUCATION DATA (INSTITUTIONS, ENROLMENT AND TEACHING STAFF) BY SEX AND BY URBAN AND RURAL 2016-2017
DISTRICT CENTRAL KARACHI

LOCATION	LEVEL	INSTITUTIONS				ENROLMENT			TEACHING STAFF		
		TOTAL	MALE	FEMALE	MIXED	TOTAL	MALE	FEMALE	TOTAL	MALE	FEMALE
URBAN	Primary	357	51	42	264	40,178	19,756	20,422	2,708	722	1,986
	Middle	101	33	34	34	12,886	4,650	8,236	820	231	589
	Secondary	127	27	58	42	40,117	15,866	24,251	2,693	708	1,985
	Higher secondary	9	3	4	2	7,237	3,026	4,211	347	81	266
	GRAND TOTAL	594	114	138	342	100,418	43,298	57,120	6,568	1,742	4,826
RURAL	Primary	6	2	1	3	473	204	269	51	9	42
	Middle	-	-	-	-	-	-	-	-	-	-
	Secondary	6	1	2	3	2,441	1,320	1,121	180	52	128
	Higher secondary	-	-	-	-	-	-	-	-	-	-
	GRAND TOTAL	12	3	3	6	2,914	1,524	1,390	231	61	170
TOTAL	Primary	363	53	43	267	40,651	19,960	20,691	2,759	731	2,028
	Middle	101	33	34	34	12,886	4,650	8,236	820	231	589
	Secondary	133	28	60	45	42,558	17,186	25,372	2,873	760	2,113
	Higher secondary	9	3	4	2	7,237	3,026	4,211	347	81	266
	GRAND TOTAL	606	117	141	348	103,332	44,822	58,510	6,799	1,803	4,996

Note:

i) Middle Schools cover Elementary Schools

Source: RSU-Sindh Education Management Information System (SEMIS)

**4.11 SCHOOL EDUCATION DATA (INSTITUTIONS, ENROLMENT AND TEACHING STAFF) BY SEX AND BY URBAN AND RURAL 2016-2017
DISTRICT EAST KARACHI**

LOCATION	LEVEL	INSTITUTIONS				ENROLMENT			TEACHING STAFF		
		TOTAL	MALE	FEMALE	MIXED	TOTAL	MALE	FEMALE	TOTAL	MALE	FEMALE
URBAN	Primary	160	27	19	114	16,789	8,110	8,679	980	303	677
	Middle	30	10	9	11	2,430	1,041	1,389	176	72	104
	Secondary	61	12	28	21	25,751	10,778	14,973	1,584	383	1,201
	Higher secondary	4	0	3	1	1,728	681	1,047	157	26	131
	GRAND TOTAL	255	49	59	147	46,698	20,610	26,088	2,897	784	2,113
RURAL	Primary	16	1	2	13	3,344	1,661	1,683	108	50	58
	Middle	2	-	-	2	92	50	42	8	6	2
	Secondary	3	1	2	0	1,288	629	659	66	20	46
	Higher secondary	2	-	1	1	706	72	634	62	10	52
	GRAND TOTAL	23	2	5	16	5,430	2,412	3,018	244	86	158
TOTAL	Primary	176	28	21	127	20,133	9,771	10,362	1,088	353	735
	Middle	32	10	9	13	2,522	1,091	1,431	184	78	106
	Secondary	64	13	30	21	27,039	11,407	15,632	1,650	403	1,247
	Higher secondary	6	-	4	2	2,434	753	1,681	219	36	183
	GRAND TOTAL	278	51	64	163	52,128	23,022	29,106	3,141	870	2,271

Note:

i) Middle Schools cover Elementary Schools

Source: RSU-Sindh Education Management Information System (SEMIS)

**4.12 SCHOOL EDUCATION DATA (INSTITUTIONS, ENROLMENT AND TEACHING STAFF) BY SEX AND BY URBAN AND RURAL 2016-2017
DISTRICT SOUTH KARACHI**

LOCATION	LEVEL	INSTITUTIONS				ENROLMENT			TEACHING STAFF		
		TOTAL	MALE	FEMALE	MIXED	TOTAL	MALE	FEMALE	TOTAL	MALE	FEMALE
URBAN	Primary	201	40	40	121	18,847	9,167	9,680	1,173	367	806
	Middle	58	19	21	18	7,487	2,780	4,707	404	129	275
	Secondary	66	11	25	30	31,862	11,566	20,296	1,796	484	1,312
	Higher secondary	3	0	0	3	3,493	2,549	944	191	94	97
	GRAND TOTAL	328	70	86	172	61,689	26,062	35,627	3,564	1,074	2,490
RURAL	Primary	1	-	1	-	197	-	197	4	-	4
	Middle	-	-	-	-	-	-	-	-	-	-
	Secondary	1	-	-	1	60	60	-	7	5	2
	Higher secondary	-	-	-	-	-	-	-	-	-	-
	GRAND TOTAL	2	0	1	1	257	60	197	11	5	6
TOTAL	Primary	202	40	41	121	19,044	9,167	9,877	1,177	367	810
	Middle	58	19	21	18	7,487	2,780	4,707	404	129	275
	Secondary	67	11	25	31	31,922	11,626	20,296	1,803	489	1,314
	Higher secondary	3	-	-	3	3,493	2,549	944	191	94	97
	GRAND TOTAL	330	70	87	173	61,946	26,122	35,824	3,575	1,079	2,496

Note:

i) Middle Schools cover Elementary Schools

Source: RSU-Sindh Education Management Information System (SEMIS)

**4.13 SCHOOL EDUCATION DATA (INSTITUTIONS, ENROLMENT AND TEACHING STAFF) BY SEX AND BY URBAN AND RURAL 2016-2017
DISTRICT WEST KARACHI**

LOCATION	LEVEL	INSTITUTIONS				ENROLMENT			TEACHING STAFF		
		TOTAL	MALE	FEMALE	MIXED	TOTAL	MALE	FEMALE	TOTAL	MALE	FEMALE
URBAN	Primary	341	79	59	203	34,163	15,847	18,316	1,519	671	848
	Middle	58	23	11	24	5,757	3,043	2,714	276	139	137
	Secondary	65	16	25	24	30,158	12,205	17,953	1,130	405	725
	Higher secondary	4	1	1	2	1,884	1,082	802	95	44	51
	GRAND TOTAL	468	119	96	253	71,962	32,177	39,785	3,020	1,259	1,761
RURAL	Primary	87	8	4	75	6,352	3,324	3,028	198	113	85
	Middle	7	1	1	5	2,301	1,167	1,134	64	22	42
	Secondary	6	-	-	6	3,242	1,829	1,413	63	45	18
	Higher secondary	1	-	-	1	159	65	94	7	4	3
	GRAND TOTAL	101	9	5	87	12,054	6,385	5,669	332	184	148
TOTAL	Primary	428	87	63	278	40,515	19,171	21,344	1,717	784	933
	Middle	65	24	12	29	8,058	4,210	3,848	340	161	179
	Secondary	71	16	25	30	33,400	14,034	19,366	1,193	450	743
	Higher secondary	5	1	1	3	2,043	1,147	896	102	48	54
	GRAND TOTAL	569	128	101	340	84,016	38,562	45,454	3,352	1,443	1,909

Note:

i) Middle Schools cover Elementary Schools

Source: RSU-Sindh Education Management Information System (SEMIS)

**4.14 SCHOOL EDUCATION DATA (INSTITUTIONS, ENROLMENT AND TEACHING STAFF) BY SEX AND BY URBAN AND RURAL 2016-2017
DISTRICT MALIR KARACHI**

LOCATION	LEVEL	INSTITUTIONS				ENROLMENT			TEACHING STAFF		
		TOTAL	MALE	FEMALE	MIXED	TOTAL	MALE	FEMALE	TOTAL	MALE	FEMALE
URBAN	Primary	124	26	18	80	11,095	5,267	5,828	530	237	293
	Middle	26	5	8	13	1,527	505	1,022	93	41	52
	Secondary	37	6	12	19	13,245	6,660	6,585	584	238	346
	Higher secondary	1	-	-	1	456	178	278	25	22	3
	GRAND TOTAL	188	37	38	113	26,323	12,610	13,713	1,232	538	694
RURAL	Primary	390	82	38	270	25,659	14,008	11,651	877	639	238
	Middle	54	10	30	14	4,456	2,047	2,409	207	115	92
	Secondary	24	7	5	12	5,081	3,260	1,821	221	163	58
	Higher secondary	7	-	2	5	5,362	2,623	2,739	151	85	66
	GRAND TOTAL	475	99	75	301	40,558	21,938	18,620	1,456	1,002	454
TOTAL	Primary	514	108	56	350	36,754	19,275	17,479	1,407	876	531
	Middle	80	15	38	27	5,983	2,552	3,431	300	156	144
	Secondary	61	13	17	31	18,326	9,920	8,406	805	401	404
	Higher secondary	8	-	2	6	5,818	2,801	3,017	176	107	69
	GRAND TOTAL	663	136	113	414	66,881	34,548	32,333	2,688	1,540	1,148

Note:

i) Middle Schools cover Elementary Schools

Source: RSU-Sindh Education Management Information System (SEMIS)

**4.15 SCHOOL EDUCATION DATA (INSTITUTIONS, ENROLMENT AND TEACHING STAFF) BY SEX AND BY URBAN AND RURAL 2016-2017
DISTRICT KORANGI KARACHI**

LOCATION	LEVEL	INSTITUTIONS				ENROLMENT			TEACHING STAFF		
		TOTAL	MALE	FEMALE	MIXED	TOTAL	MALE	FEMALE	TOTAL	MALE	FEMALE
URBAN	Primary	267	52	43	172	27,715	13,186	14,529	1,497	320	1,177
	Middle	39	8	14	17	4,770	1,514	3,256	332	58	274
	Secondary	90	33	31	26	44,820	18,308	26,512	2,066	573	1,493
	Higher secondary	3	2	1	0	2,477	1,377	1,100	96	45	51
	GRAND TOTAL	399	95	89	215	79,782	34,385	45,397	3,991	996	2,995
RURAL	Primary	7	-	3	4	519	166	353	39	8	31
	Middle	-	-	-	-	-	-	-	-	-	-
	Secondary	4	2	2	-	1,046	254	792	64	13	51
	Higher secondary	1	-	-	1	763	387	376	13	8	5
	GRAND TOTAL	12	2	5	5	2,328	807	1,521	116	29	87
TOTAL	Primary	274	52	46	176	28,234	13,352	14,882	1,536	328	1,208
	Middle	39	8	14	17	4,770	1,514	3,256	332	58	274
	Secondary	94	35	33	26	45,866	18,562	27,304	2,130	586	1,544
	Higher secondary	4	2	1	1	3,240	1,764	1,476	109	53	56
	GRAND TOTAL	411	97	94	220	82,110	35,192	46,918	4,107	1,025	3,082

Note:

i) Middle Schools cover Elementary Schools

Source: RSU-Sindh Education Management Information System (SEMIS)

**4.16 SCHOOL EDUCATION DATA (INSTITUTIONS, ENROLMENT AND TEACHING STAFF) BY SEX AND BY URBAN AND RURAL 2016-2017
DISTRICT JACOBABAD**

LOCATION	LEVEL	INSTITUTIONS				ENROLMENT			TEACHING STAFF		
		TOTAL	MALE	FEMALE	MIXED	TOTAL	MALE	FEMALE	TOTAL	MALE	FEMALE
URBAN	Primary	111	9	30	72	23,055	13,851	9,204	1,031	788	243
	Middle	12	1	6	5	2,625	1,383	1,242	154	93	61
	Secondary	10	5	5	-	9,991	4,492	5,499	329	152	177
	Higher secondary	4	2	1	1	6,580	3,118	3,462	162	85	77
	GRAND TOTAL	137	17	42	78	42,251	22,844	19,407	1,676	1,118	558
RURAL	Primary	1,199	217	152	830	76,876	49,440	27,436	2,634	2,225	409
	Middle	57	9	18	30	6,885	3,978	2,907	381	273	108
	Secondary	29	6	2	21	11,400	8,556	2,844	422	380	42
	Higher secondary	5	2	1	2	6,935	5,068	1,867	168	147	21
	GRAND TOTAL	1,290	234	173	883	102,096	67,042	35,054	3,605	3,025	580
TOTAL	Primary	1,310	226	182	902	99,931	63,291	36,640	3,665	3,013	652
	Middle	69	10	24	35	9,510	5,361	4,149	535	366	169
	Secondary	39	11	7	21	21,391	13,048	8,343	751	532	219
	Higher secondary	9	4	2	3	13,515	8,186	5,329	330	232	98
	GRAND TOTAL	1,427	251	215	961	144,347	89,886	54,461	5,281	4,143	1,138

Note:

i) Middle Schools cover Elementary Schools

Source: RSU-Sindh Education Management Information System (SEMIS)

**4.17 SCHOOL EDUCATION DATA (INSTITUTIONS, ENROLMENT AND TEACHING STAFF) BY SEX AND BY URBAN AND RURAL 2016-2017
DISTRICT LARKANA**

LOCATION	LEVEL	INSTITUTIONS				ENROLMENT			TEACHING STAFF		
		TOTAL	MALE	FEMALE	MIXED	TOTAL	MALE	FEMALE	TOTAL	MALE	FEMALE
URBAN	Primary	100	15	13	72	50,429	29,655	20,774	1,693	1,083	610
	Middle	11	3	3	5	3,567	1,784	1,783	129	70	59
	Secondary	22	9	7	6	22,976	13,972	9,004	680	423	257
	Higher secondary	6	3	3	-	13,573	8,920	4,653	398	306	92
	GRAND TOTAL	139	30	26	83	90,545	54,331	36,214	2,900	1,882	1,018
RURAL	Primary	921	111	121	689	108,183	61,536	46,647	3,232	2,384	848
	Middle	53	7	14	32	8,695	4,681	4,014	298	197	101
	Secondary	37	12	7	18	25,892	17,368	8,524	728	542	186
	Higher secondary	8	1	3	4	12,175	6,771	5,404	309	168	141
	GRAND TOTAL	1,019	131	145	743	154,945	90,356	64,589	4,567	3,291	1,276
TOTAL	Primary	1,021	126	134	761	158,612	91,191	67,421	4,925	3,467	1,458
	Middle	64	10	17	37	12,262	6,465	5,797	427	267	160
	Secondary	59	21	14	24	48,868	31,340	17,528	1,408	965	443
	Higher secondary	14	4	6	4	25,748	15,691	10,057	707	474	233
	GRAND TOTAL	1,158	161	171	826	245,490	144,687	100,803	7,467	5,173	2,294

Note:

i) Middle Schools cover Elementary Schools

Source: RSU-Sindh Education Management Information System (SEMIS)

**4.18 SCHOOL EDUCATION DATA (INSTITUTIONS, ENROLMENT AND TEACHING STAFF) BY SEX AND BY URBAN AND RURAL 2016-2017
DISTRICT SHIKARPUR**

LOCATION	LEVEL	INSTITUTIONS				ENROLMENT			TEACHING STAFF		
		TOTAL	MALE	FEMALE	MIXED	TOTAL	MALE	FEMALE	TOTAL	MALE	FEMALE
URBAN	Primary	104	8	14	82	25,768	14,055	11,713	1,027	659	368
	Middle	8	3	4	1	1,193	666	527	64	35	29
	Secondary	11	4	5	2	9,552	6,398	3,154	429	288	141
	Higher secondary	3	2	1	-	4,067	2,341	1,726	104	65	39
	GRAND TOTAL	126	17	24	85	40,580	23,460	17,120	1,624	1,047	577
RURAL	Primary	878	128	83	667	71,580	45,888	25,692	2,265	1,970	295
	Middle	45	5	8	32	4,379	2,510	1,869	225	172	53
	Secondary	43	10	11	22	18,504	11,936	6,568	589	439	150
	Higher secondary	9	3	2	4	11,100	9,221	1,879	286	240	46
	GRAND TOTAL	975	146	104	725	105,563	69,555	36,008	3,365	2,821	544
TOTAL	Primary	982	136	97	749	97,348	59,943	37,405	3,292	2,629	663
	Middle	53	8	12	33	5,572	3,176	2,396	289	207	82
	Secondary	54	14	16	24	28,056	18,334	9,722	1,018	727	291
	Higher secondary	12	5	3	4	15,167	11,562	3,605	390	305	85
	GRAND TOTAL	1,101	163	128	810	146,143	93,015	53,128	4,989	3,868	1,121

Note:

i) Middle Schools cover Elementary Schools

Source: RSU-Sindh Education Management Information System (SEMIS)

**4.19 SCHOOL EDUCATION DATA (INSTITUTIONS, ENROLMENT AND TEACHING STAFF) BY SEX AND BY URBAN AND RURAL 2016-2017
DISTRICT KASHMORE**

LOCATION	LEVEL	INSTITUTIONS				ENROLMENT			TEACHING STAFF		
		TOTAL	MALE	FEMALE	MIXED	TOTAL	MALE	FEMALE	TOTAL	MALE	FEMALE
URBAN	Primary	62	5	11	46	6835	4638	2197	236	165	71
	Middle	4	1	1	2	647	500	147	25	20	5
	Secondary	8	-	1	7	7284	5342	1942	247	206	41
	Higher secondary	3	-	2	1	3413	1522	1891	101	43	58
	GRAND TOTAL	77	6	15	56	18179	12002	6177	609	434	175
RURAL	Primary	1202	171	138	893	76834	53542	23292	2429	2081	348
	Middle	50	1	11	38	4880	3194	1686	279	235	44
	Secondary	30	3	5	22	10896	7395	3501	432	365	67
	Higher secondary	9	3	-	6	13110	10240	2870	383	363	20
	GRAND TOTAL	1291	178	154	959	105720	74371	31349	3523	3044	479
TOTAL	Primary	1264	176	149	939	83669	58180	25489	2665	2246	419
	Middle	54	2	12	40	5527	3694	1833	304	255	49
	Secondary	38	3	6	29	18180	12737	5443	679	571	108
	Higher secondary	12	3	2	7	16523	11762	4761	484	406	78
	GRAND TOTAL	1368	184	169	1015	123899	86373	37526	4132	3478	654

Note:

i) Middle Schools cover Elementary Schools

Source: RSU-Sindh Education Management Information System (SEMIS)

4.20 SCHOOL EDUCATION DATA (INSTITUTIONS, ENROLMENT AND TEACHING STAFF) BY SEX AND BY URBAN AND RURAL 2016-2017
DISTRICT KAMBER SHAHDADKOT

LOCATION	LEVEL	INSTITUTIONS				ENROLMENT			TEACHING STAFF		
		TOTAL	MALE	FEMALE	MIXED	TOTAL	MALE	FEMALE	TOTAL	MALE	FEMALE
URBAN	Primary	122	7	18	97	30,373	17,368	13,005	1,049	770	279
	Middle	6	-	3	3	1,364	492	872	62	48	14
	Secondary	10	3	2	5	13,355	8,443	4,912	446	337	109
	Higher secondary	3	0	2	1	3,503	44	3,459	97	2	95
	GRAND TOTAL	141	10	25	106	48,595	26,347	22,248	1,654	1,157	497
RURAL	Primary	1,260	163	164	933	106,462	63,622	42,840	2,989	2,308	681
	Middle	54	4	20	30	5,561	2,796	2,765	299	200	99
	Secondary	36	6	5	25	20,292	14,352	5,940	705	597	108
	Higher secondary	7	3	1	3	8,244	5,675	2,569	238	205	33
	GRAND TOTAL	1,357	176	190	991	140,559	86,445	54,114	4,231	3,310	921
TOTAL	Primary	1,382	170	182	1,030	136,835	80,990	55,845	4,038	3,078	960
	Middle	60	4	23	33	6,925	3,288	3,637	361	248	113
	Secondary	46	9	7	30	33,647	22,795	10,852	1,151	934	217
	Higher secondary	10	3	3	4	11,747	5,719	6,028	335	207	128
	GRAND TOTAL	1,498	186	215	1,097	189,154	112,792	76,362	5,885	4,467	1,418

Note:

i) Middle Schools cover Elementary Schools

Source: RSU-Sindh Education Management Information System (SEMIS)

**4.21 SCHOOL EDUCATION DATA (INSTITUTIONS, ENROLMENT AND TEACHING STAFF) BY SEX AND BY URBAN AND RURAL 2016-2017
DISTRICT KHAIRPUR MIRS**

LOCATION	LEVEL	INSTITUTIONS				ENROLMENT			TEACHING STAFF		
		TOTAL	MALE	FEMALE	MIXED	TOTAL	MALE	FEMALE	TOTAL	MALE	FEMALE
URBAN	Primary	183	25	19	139	26,086	16,213	9,873	891	595	296
	Middle	19	2	9	8	4,156	2,182	1,974	164	84	80
	Secondary	25	3	11	11	16,896	9,273	7,623	721	445	276
	Higher secondary	6	1	1	4	7,284	4,537	2,747	216	135	81
	GRAND TOTAL	233	31	40	162	54,422	32,205	22,217	1,992	1,259	733
RURAL	Primary	2,783	256	308	2,219	186,622	111,888	74,734	5,077	4,003	1,074
	Middle	163	10	39	114	28,023	16,048	11,975	851	614	237
	Secondary	96	10	20	66	46,954	31,245	15,709	1,613	1,296	317
	Higher secondary	15	1	1	13	19,587	15,136	4,451	485	430	55
	GRAND TOTAL	3,057	277	368	2,412	281,186	174,317	106,869	8,026	6,343	1,683
TOTAL	Primary	2,966	281	327	2,358	212,708	128,101	84,607	5,968	4,598	1,370
	Middle	182	12	48	122	32,179	18,230	13,949	1,015	698	317
	Secondary	121	13	31	77	63,850	40,518	23,332	2,334	1,741	593
	Higher secondary	21	2	2	17	26,871	19,673	7,198	701	565	136
	GRAND TOTAL	3,290	308	408	2,574	335,608	206,522	129,086	10,018	7,602	2,416

Note:

i) Middle Schools cover Elementary Schools

Source: RSU-Sindh Education Management Information System (SEMIS)

**4.22 SCHOOL EDUCATION DATA (INSTITUTIONS, ENROLMENT AND TEACHING STAFF) BY SEX AND BY URBAN AND RURAL 2016-2017
DISTRICT SUKKUR**

LOCATION	LEVEL	INSTITUTIONS				ENROLMENT			TEACHING STAFF		
		TOTAL	MALE	FEMALE	MIXED	TOTAL	MALE	FEMALE	TOTAL	MALE	FEMALE
URBAN	Primary	148	12	20	116	29,283	16,680	12,603	1,054	744	310
	Middle	29	4	9	16	8,584	4,375	4,209	457	220	237
	Secondary	35	11	8	16	22,523	12,955	9,568	1,126	698	428
	Higher secondary	6	2	3	1	10,338	5,753	4,585	298	163	135
	GRAND TOTAL	218	29	40	149	70,728	39,763	30,965	2,935	1,825	1,110
RURAL	Primary	879	103	88	688	66,917	40,906	26,011	1,677	1,416	261
	Middle	53	3	9	41	9,661	6,049	3,612	299	236	63
	Secondary	31	4	6	21	15,451	10,901	4,550	463	364	99
	Higher secondary	6	1	2	3	6,475	3,467	3,008	133	73	60
	GRAND TOTAL	969	111	105	753	98,504	61,323	37,181	2,572	2,089	483
TOTAL	Primary	1,027	115	108	804	96,200	57,586	38,614	2,731	2,160	571
	Middle	82	7	18	57	18,245	10,424	7,821	756	456	300
	Secondary	66	15	14	37	37,974	23,856	14,118	1,589	1,062	527
	Higher secondary	12	3	5	4	16,813	9,220	7,593	431	236	195
	GRAND TOTAL	1,187	140	145	902	169,232	101,086	68,146	5,507	3,914	1,593

Note:

i) Middle Schools cover Elementary Schools

Source: RSU-Sindh Education Management Information System (SEMIS)

**4.23 SCHOOL EDUCATION DATA (INSTITUTIONS, ENROLMENT AND TEACHING STAFF) BY SEX AND BY URBAN AND RURAL 2016-2017
DISTRICT GHOTKI**

LOCATION	LEVEL	INSTITUTIONS				ENROLMENT			TEACHING STAFF		
		TOTAL	MALE	FEMALE	MIXED	TOTAL	MALE	FEMALE	TOTAL	MALE	FEMALE
URBAN	Primary	89	8	21	60	15,398	9,661	5,737	458	295	163
	Middle	4	-	2	2	1,265	538	727	34	18	16
	Secondary	5	3	1	1	4,328	3,035	1,293	162	139	23
	Higher secondary	2	1	1	-	3,009	913	2,096	81	40	41
	GRAND TOTAL	100	12	25	63	24,000	14,147	9,853	735	492	243
RURAL	Primary	1,670	227	152	1,291	133,296	91,907	41,389	3,332	2,879	453
	Middle	89	4	19	66	10,591	7,020	3,571	365	279	86
	Secondary	27	2	1	24	18,176	13,437	4,739	507	440	67
	Higher secondary	5	-	1	4	9,985	7,082	2,903	250	222	28
	GRAND TOTAL	1,791	233	173	1,385	172,048	119,446	52,602	4,454	3,820	634
TOTAL	Primary	1,759	235	173	1,351	148,694	101,568	47,126	3,790	3,174	616
	Middle	93	4	21	68	11,856	7,558	4,298	399	297	102
	Secondary	32	5	2	25	22,504	16,472	6,032	669	579	90
	Higher secondary	7	1	2	4	12,994	7,995	4,999	331	262	69
	GRAND TOTAL	1,891	245	198	1,448	196,048	133,593	62,455	5,189	4,312	877

Note:

i) Middle Schools cover Elementary Schools

Source: RSU-Sindh Education Management Information System (SEMIS)

**4.24 SCHOOL EDUCATION DATA (INSTITUTIONS, ENROLMENT AND TEACHING STAFF) BY SEX AND BY URBAN AND RURAL 2016-2017
DISTRICT MIRPURKHAS**

LOCATION	LEVEL	INSTITUTIONS				ENROLMENT			TEACHING STAFF		
		TOTAL	MALE	FEMALE	MIXED	TOTAL	MALE	FEMALE	TOTAL	MALE	FEMALE
URBAN	Primary	113	14	15	84	15,726	9,239	6,487	871	427	444
	Middle	5	-	1	4	1,438	1,070	368	66	34	32
	Secondary	21	8	7	6	12,216	6,256	5,960	680	372	308
	Higher secondary	5	3	1	1	7,990	4,086	3,904	316	153	163
	GRAND TOTAL	144	25	24	95	37,370	20,651	16,719	1,933	986	947
RURAL	Primary	1,695	228	198	1,269	91,553	64,031	27,522	2,937	2,340	597
	Middle	95	9	21	65	8,441	5,772	2,669	341	240	101
	Secondary	53	9	12	32	14,777	10,515	4,262	595	424	171
	Higher secondary	11	2	3	6	10,227	6,836	3,391	270	183	87
	GRAND TOTAL	1,854	248	234	1,372	124,998	87,154	37,844	4,143	3,187	956
TOTAL	Primary	1,808	242	213	1,353	107,279	73,270	34,009	3,808	2,767	1,041
	Middle	100	9	22	69	9,879	6,842	3,037	407	274	133
	Secondary	74	17	19	38	26,993	16,771	10,222	1,275	796	479
	Higher secondary	16	5	4	7	18,217	10,922	7,295	586	336	250
	GRAND TOTAL	1,998	273	258	1,467	162,368	107,805	54,563	6,076	4,173	1,903

Note:

i) Middle Schools cover Elementary Schools

Source: RSU-Sindh Education Management Information System (SEMIS)

**4.25 SCHOOL EDUCATION DATA (INSTITUTIONS, ENROLMENT AND TEACHING STAFF) BY SEX AND BY URBAN AND RURAL 2016-2017
DISTRICT THARPARKAR**

LOCATION	LEVEL	INSTITUTIONS				ENROLMENT			TEACHING STAFF		
		TOTAL	MALE	FEMALE	MIXED	TOTAL	MALE	FEMALE	TOTAL	MALE	FEMALE
URBAN	Primary	106	8	24	74	7,071	4,180	2,891	320	244	76
	Middle	5	1	1	3	878	459	419	43	27	16
	Secondary	8	2	2	4	4,114	2,709	1,405	198	144	54
	Higher secondary	5	-	-	5	4,070	3,333	737	84	82	2
	GRAND TOTAL	124	11	27	86	16,133	10,681	5,452	645	497	148
RURAL	Primary	3,073	352	341	2,380	112,320	72,033	40,287	4,018	3,603	415
	Middle	208	16	10	182	13,758	9,310	4,448	536	512	24
	Secondary	32	3	1	28	9,384	6,584	2,800	379	322	57
	Higher secondary	2	-	-	2	3,284	2,920	364	53	53	0
	GRAND TOTAL	3,315	371	352	2,592	138,746	90,847	47,899	4,986	4,490	496
TOTAL	Primary	3,179	360	365	2,454	119,391	76,213	43,178	4,338	3,847	491
	Middle	213	17	11	185	14,636	9,769	4,867	579	539	40
	Secondary	40	5	3	32	13,498	9,293	4,205	577	466	111
	Higher secondary	7	-	-	7	7,354	6,253	1,101	137	135	2
	GRAND TOTAL	3,439	382	379	2,678	154,879	101,528	53,351	5,631	4,987	644

Note:

i) Middle Schools cover Elementary Schools

Source: RSU-Sindh Education Management Information System (SEMIS)

**4.26 SCHOOL EDUCATION DATA (INSTITUTIONS, ENROLMENT AND TEACHING STAFF) BY SEX AND BY URBAN AND RURAL 2016-2017
DISTRICT UMERKOT**

LOCATION	LEVEL	INSTITUTIONS				ENROLMENT			TEACHING STAFF		
		TOTAL	MALE	FEMALE	MIXED	TOTAL	MALE	FEMALE	TOTAL	MALE	FEMALE
URBAN	Primary	121	18	29	74	13,664	8,534	5,130	524	325	199
	Middle	5	-	1	4	175	78	97	15	9	6
	Secondary	8	4	3	1	1,503	934	569	79	47	32
	Higher secondary	3	1	1	1	3,491	2,704	787	97	71	26
	GRAND TOTAL	137	23	34	80	18,833	12,250	6,583	715	452	263
RURAL	Primary	1,766	369	236	1,161	76,183	52,421	23,762	2,846	2,426	420
	Middle	65	14	13	38	4,903	3,393	1,510	233	196	37
	Secondary	50	5	12	33	9,271	5,333	3,938	434	323	111
	Higher secondary	10	4	1	5	8,275	7,559	716	225	200	25
	GRAND TOTAL	1,891	392	262	1,237	98,632	68,706	29,926	3,738	3,145	593
TOTAL	Primary	1,887	387	265	1,235	89,847	60,955	28,892	3,370	2,751	619
	Middle	70	14	14	42	5,078	3,471	1,607	248	205	43
	Secondary	58	9	15	34	10,774	6,267	4,507	513	370	143
	Higher secondary	13	5	2	6	11,766	10,263	1,503	322	271	51
	GRAND TOTAL	2,028	415	296	1,317	117,465	80,956	36,509	4,453	3,597	856

Note:

i) Middle Schools cover Elementary Schools

Source: RSU-Sindh Education Management Information System (SEMIS)

**4.27 SCHOOL EDUCATION DATA (INSTITUTIONS, ENROLMENT AND TEACHING STAFF) BY SEX AND BY URBAN AND RURAL 2016-2017
DISTRICT SANGHAR**

LOCATION	LEVEL	INSTITUTIONS				ENROLMENT			TEACHING STAFF		
		TOTAL	MALE	FEMALE	MIXED	TOTAL	MALE	FEMALE	TOTAL	MALE	FEMALE
URBAN	Primary	154	13	29	112	31,946	19,159	12,787	1,526	1,003	523
	Middle	16	3	10	3	3,471	846	2,625	176	41	135
	Secondary	17	6	6	5	18,576	11,020	7,556	664	488	176
	Higher secondary	9	3	4	2	9,999	5,899	4,100	252	128	124
	GRAND TOTAL	196	25	49	122	63,992	36,924	27,068	2,618	1,660	958
RURAL	Primary	2,612	338	195	2,079	142,043	95,231	46,812	4,973	4,264	709
	Middle	91	8	22	61	7,080	3,912	3,168	386	240	146
	Secondary	46	9	7	30	18,737	14,713	4,024	594	488	106
	Higher secondary	10	1	1	8	15,603	11,421	4,182	379	313	66
	GRAND TOTAL	2,759	356	225	2,178	183,463	125,277	58,186	6,332	5,305	1,027
TOTAL	Primary	2,766	351	224	2,191	173,989	114,390	59,599	6,499	5,267	1,232
	Middle	107	11	32	64	10,551	4,758	5,793	562	281	281
	Secondary	63	15	13	35	37,313	25,733	11,580	1,258	976	282
	Higher secondary	19	4	5	10	25,602	17,320	8,282	631	441	190
	GRAND TOTAL	2,955	381	274	2,300	247,455	162,201	85,254	8,950	6,965	1,985

Note:

i) Middle Schools cover Elementary Schools

Source: RSU-Sindh Education Management Information System (SEMIS)

**4.28 SCHOOL EDUCATION DATA (INSTITUTIONS, ENROLMENT AND TEACHING STAFF) BY SEX AND BY URBAN AND RURAL 2016-2017
DISTRICT NAUSHERO FEROZ**

LOCATION	LEVEL	INSTITUTIONS				ENROLMENT			TEACHING STAFF		
		TOTAL	MALE	FEMALE	MIXED	TOTAL	MALE	FEMALE	TOTAL	MALE	FEMALE
URBAN	Primary	75	2	8	65	16,837	9,284	7,553	658	382	276
	Middle	9	1	2	6	3,525	2,219	1,306	123	99	24
	Secondary	24	6	4	14	16,957	12,476	4,481	638	463	175
	Higher secondary	10	2	5	3	12,480	7,213	5,267	360	200	160
	GRAND TOTAL	118	11	19	88	49,799	31,192	18,607	1,779	1,144	635
RURAL	Primary	1,931	123	163	1,645	149,514	88,338	61,176	4,504	3,673	831
	Middle	147	13	32	102	19,938	11,767	8,171	836	575	261
	Secondary	29	2	4	23	17,827	12,092	5,735	587	428	159
	Higher secondary	10	2	2	6	10,340	8,472	1,868	271	220	51
	GRAND TOTAL	2,117	140	201	1,776	197,619	120,669	76,950	6,198	4,896	1,302
TOTAL	Primary	2,006	125	171	1,710	166,351	97,622	68,729	5,162	4,055	1,107
	Middle	156	14	34	108	23,463	13,986	9,477	959	674	285
	Secondary	53	8	8	37	34,784	24,568	10,216	1,225	891	334
	Higher secondary	20	4	7	9	22,820	15,685	7,135	631	420	211
	GRAND TOTAL	2,235	151	220	1,864	247,418	151,861	95,557	7,977	6,040	1,937

Note:

i) Middle Schools cover Elementary Schools

Source: RSU-Sindh Education Management Information System (SEMIS)

4.29 SCHOOL EDUCATION DATA (INSTITUTIONS, ENROLMENT AND TEACHING STAFF) BY SEX AND BY URBAN AND RURAL 2016-2017
DISTRICT SHAHEED BENAZIRABAD

LOCATION	LEVEL	INSTITUTIONS				ENROLMENT			TEACHING STAFF		
		TOTAL	MALE	FEMALE	MIXED	TOTAL	MALE	FEMALE	TOTAL	MALE	FEMALE
URBAN	Primary	145	15	25	105	24,810	14,603	10,207	850	557	293
	Middle	15	2	6	7	3,961	1,756	2,205	135	59	76
	Secondary	35	6	8	21	18,155	10,894	7,261	547	357	190
	Higher secondary	7	0	2	5	10,431	5,220	5,211	262	183	79
	GRAND TOTAL	202	23	41	138	57,357	32,473	24,884	1,794	1,156	638
RURAL	Primary	1,989	282	238	1,469	140,499	86,276	54,223	3,681	3,060	621
	Middle	114	11	21	82	12,310	7,424	4,886	436	322	114
	Secondary	51	17	12	22	23,525	16,406	7,119	764	540	224
	Higher secondary	5	1	-	4	7,476	6,220	1,256	105	93	12
	GRAND TOTAL	2,159	311	271	1,577	183,810	116,326	67,484	4,986	4,015	971
TOTAL	Primary	2,134	297	263	1,574	165,309	100,879	64,430	4,531	3,617	914
	Middle	129	13	27	89	16,271	9,180	7,091	571	381	190
	Secondary	86	23	20	43	41,680	27,300	14,380	1,311	897	414
	Higher secondary	12	1	2	9	17,907	11,440	6,467	367	276	91
	GRAND TOTAL	2,361	334	312	1,715	241,167	148,799	92,368	6,780	5,171	1,609

Note:

i) Middle Schools cover Elementary Schools

Source: RSU-Sindh Education Management Information System (SEMIS)