

Sindh 2018-19



Sample & Survey Characteristics

Multiple Indicator
Cluster Surveys

Response Rates



Bureau of Statistics
Planning & Development Department
Government of Sindh

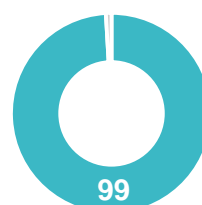


Household

Number



Response rates



Survey Implementation

Implementing agency:
Bureau of Statistics, Sindh

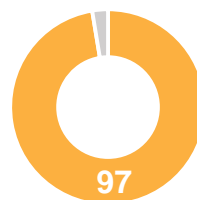
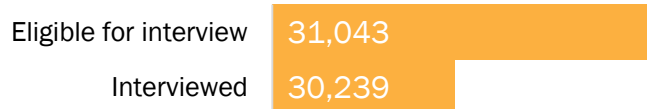
Sampling frame:
Population Census, 2017

Interviewer training:
Oct, 2018 and Nov-Dec, 2018

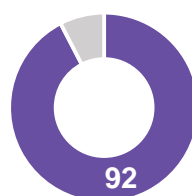
Fieldwork:
Nov, 2018 to April, 2019

Questionnaires:
Household
Women age 15-49
Men age 15-49
Children under 5
Children age 5-17
Water quality testing

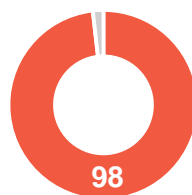
Women age 15-49



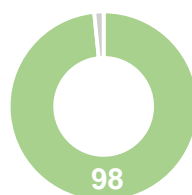
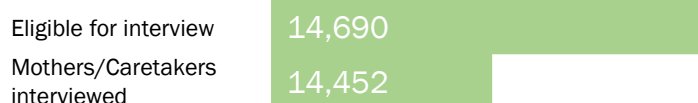
Men age 15-49



Children under 5



Children age 5-17



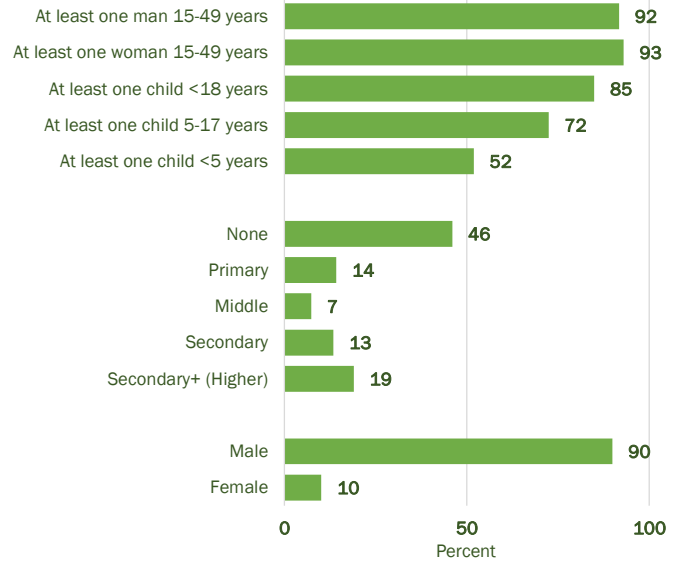
Population Characteristics

Household Population Age & Sex Distribution



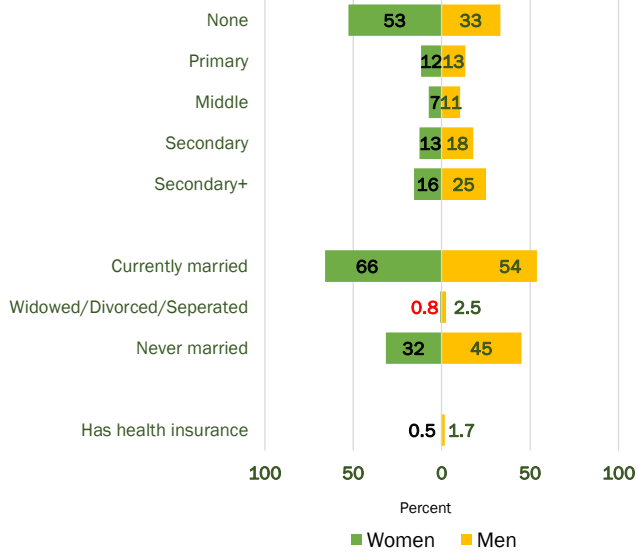
Percent distribution of household population by age group and sex

Household Composition & Characteristics of Head of household



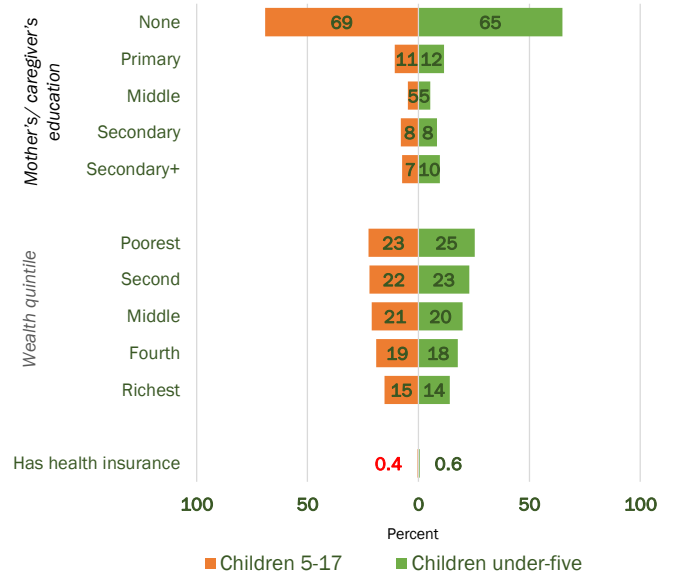
Percent of households by selected characteristics

Women & Men's Profile



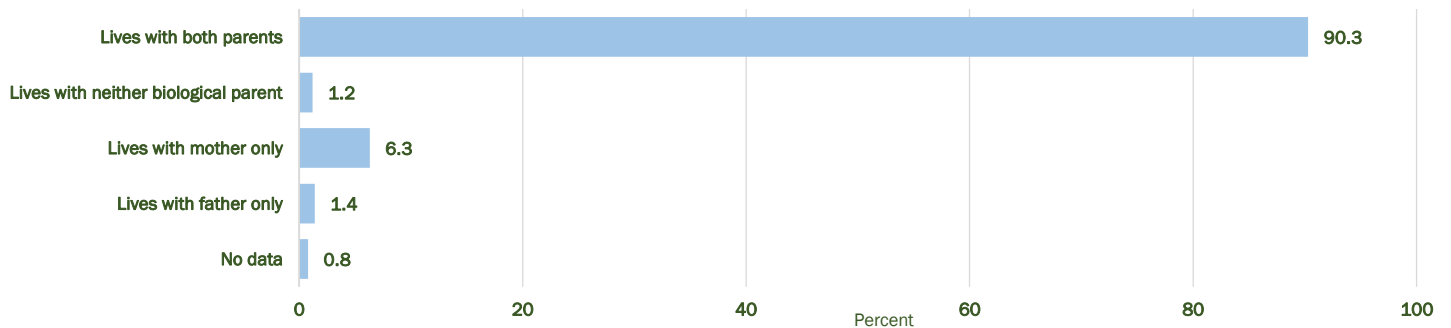
Percent distribution of women and men age 15-49 by background characteristics

Children's Profile



Percent distribution of children age 5-17 and under-five by background characteristics

Children's Living Arrangements*



Percent distribution of children age 0-17 years according to living arrangements

*Children age 0-17 years

Divisional Distribution of Population (percent)

Division	Households	Women	Men	Children under 5	Children 5-17
Sindh	100.0	100.0	100.0	100.0	100.0
Hyderabad	21.8	21.7	22.2	23.5	22.5
Karachi	38.2	34.9	35.5	25.3	28.1
Larkana	11.4	12.7	12.1	15.8	14.8
Mirpur Khas	8.5	8.3	8.6	10.8	9.3
Shaheed Benazir Abad	9.9	10.7	10.5	10.5	12.2
Sukkur	10.1	11.7	11.0	14.1	13.0

Key Messages

- Sindh MICS 2018-19 has a sample size of 20,540 households with a 99% response rate. The response rate for woman age 15-49 and children under 5 were 97% and 98% respectively. The response rate for men 15-49 was slightly lower at 92%
- 90% of households are headed by a man
- 46% of household heads have no education
- 52% of households have children under five years of age. There are many children in Sindh province who need early childhood development (ECD), and many parents who need awareness and knowledge about ECD.
- Among all children age 0-17, almost 9% (one in eleven), is living with either one parent or no parent. Some of these children may need social protection assistance
- Karachi is the most populated division in Sindh province. More than 38% of households in Sindh province are situated in Karachi Division

The Sindh Multiple Indicator Cluster Survey (MICS) was carried out in 2018-19 by the Sindh Bureau of Statistics, Planning and Development Department as part of the global MICS programme. Technical support was provided by the United Nations Children's Fund (UNICEF). UNICEF and Government of Sindh provided financial support.

The objective of this snapshot is to disseminate selected findings from the Sindh MICS 2018-19 related to Survey and Sample Characteristics. Data from this snapshot can be found in tables SR. 1.1, SR.3.1, SR. 4.1, SR.5.1W, SR.5.1M, SR.5.2, SR.5.3 and SR.11.1 in the Survey Findings Report.

Further statistical snapshots and the Survey Findings Report for this and other surveys are available on www.sindhbos.gov.pk and www.mics.unicef.org/surveys.