



بِسْمِ اللّٰهِ الرَّحْمٰنِ الرَّحِیْمِ



Sindh

Multiple Indicator Cluster Survey

(MICS), 2018-19

MICS in Sindh

Bureau of Statistics (BoS), Sindh has conducted **two rounds of MICS**; 2003-04 and 2014.

The salient features of these rounds of MICS are summarized below:

Sr. #	Year	Round	No. of Indicators	Global MICS methodology used	Clusters covered	HH covered	Level of estimation	Disseminated at:
1.	2003-04	1 st	58	MICS2	1,764	23,249	District/ Town	Province
2.	2014*	2 nd	123	MICS5	975	19,500	District	Province and Divisions
3.	2018-19**	3 rd	171	MICS6 (in progress)	1,027	20,540	District	Province and Divisions

* Results are also available by Gender, Area, wealth index and education

** For MICS6

MICS Governance Structure

Steering Committee	Headed by Chairman P&D Board Members: concerned Secretaries of Administrative Departments, UNICEF , Co-opt.
Technical Committee	Headed by Director General (BOS) Members: Representatives from Finance Department, Planning & Development Department and UNICEF.
Survey Implementation Unit (SIU)	Project Director: Director General BOS Unit Headed by Survey Coordinator (MICS) Wings: Financial, HR & ADMN, Data Processing and Technical

MICS PC-II and Budget

PC-II of MICS6 approved by PDWD on 26th Jan, 2018	Original Cost: Rs. 94.785 Million Increased Cost: 108.948 Million
UNICEF Contribution	Amount: Rs. 36.653 Million
Total Survey Cost:	Original Cost: Rs. 131.438 Million After Increased Cost: Rs. 145.601 Million

Enumerators Training

- Phase-I Training at Karachi (South Sindh)
(Karachi, Hyderabad & Mirpurkhas Divisions)
 - 132 Field Staff and 3 DP Staff were trained.
- Phase-II Training at Sukkur (North Sindh)
(Sukkur & Larkana Divisions)
 - 54 Field Staff and 1 DP Staff were trained.

Data Collection

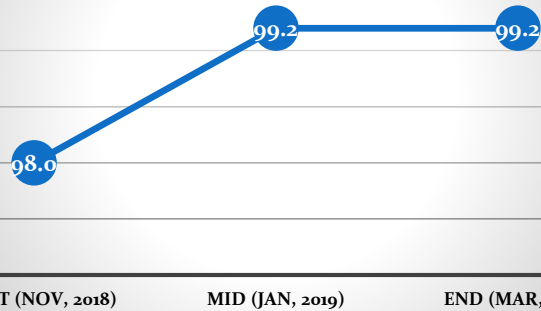
- Hyderabad Division
 - 10 Data Collection Teams
- Karachi Division
 - 6 Data Collection Teams
- Mirpurkhas Division
 - 4 Data Collection Teams
- Sukkur Division
 - 4 Data Collection Teams
- Larkana Division
 - 5 Data Collection Teams
- Total Teams = 29
- Team Composition:
 1. Supervisor
 2. Female Enumerators (03 persons)
 3. Male Enumerator (01 person)
 4. Measurer (01 person)

Monitoring of Data Collection

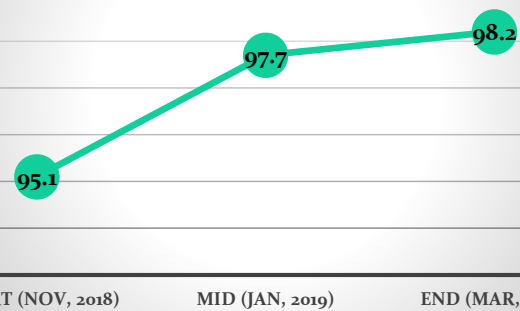
- A rigorous approach was used during the monitoring of data collection for quality results. Following steps were taken:
 - Dedicated Division-wise Field Monitors
 - Submission of *Field Monitoring Report* on daily basis and necessary actions are taken within two days.
 - Field Check Tables (FCTs)
 - Desk Monitors at BOS Head Office for the daily attendance of team and troubleshooting of day-to-day technical matters. Desk monitors also guide teams as per observations of FCTs.
 - Along with the technical monitoring, data collection teams are administratively monitored to maintain the discipline and punctuality in field.
 - Field monitoring of BOS and UNICEF MICS Core team.

Impact of Field Monitoring

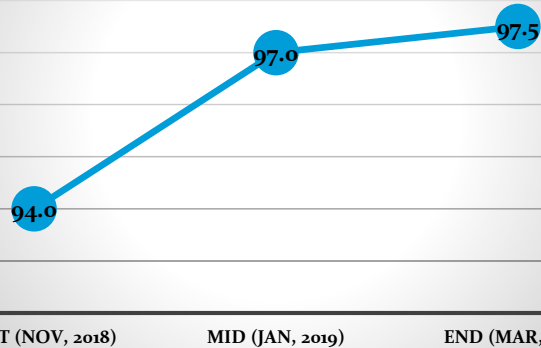
**Household
Response Rates Sindh MICS, 2018-19**



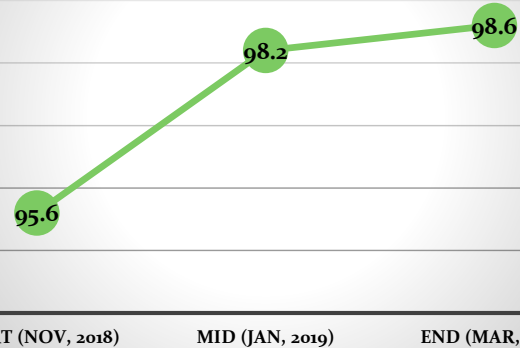
**Under Five
Response Rates Sindh MICS, 2018-19**



**Women
Response Rates Sindh MICS, 2018-19**

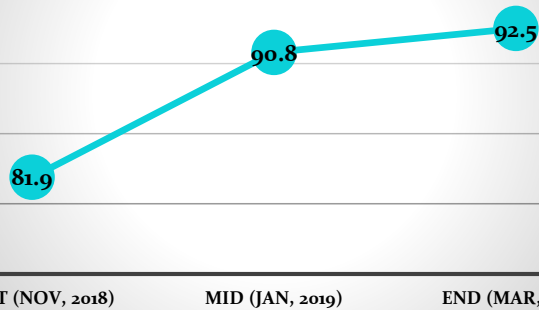


**5-17
Response Rates Sindh MICS, 2018-19**

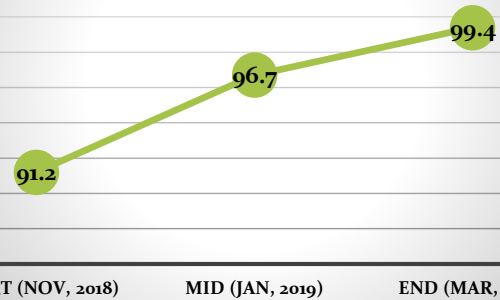


Impact of Field Monitoring

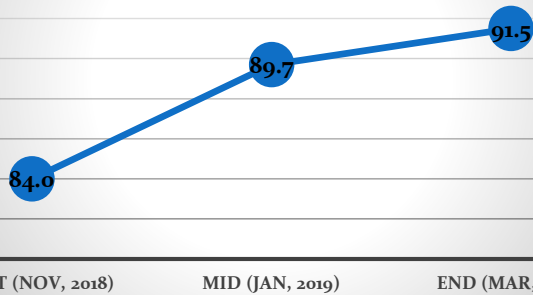
Men
Response Rates Sindh MICS, 2018-19



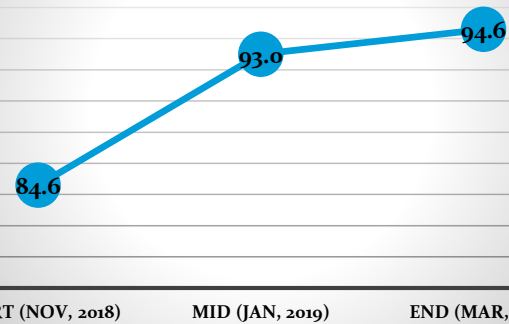
Water Quality Testing
Response Rates Sindh MICS, 2018-19



Birth Reporting Women Sindh MICS,
2018-19

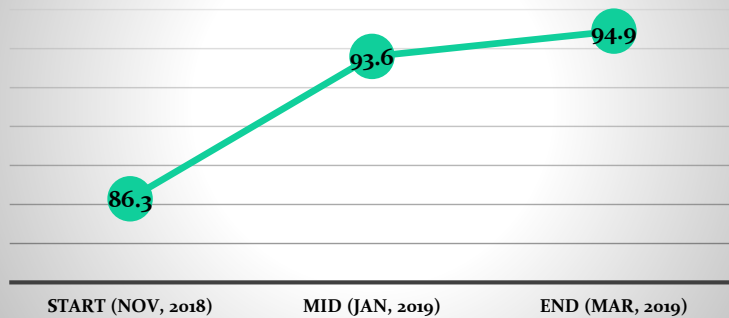


Birth Report Men Sindh MICS,
2018-19

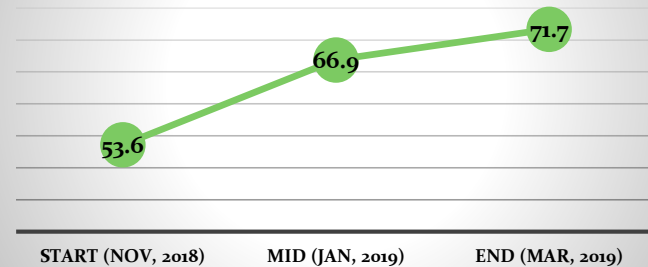


Impact of Field Monitoring

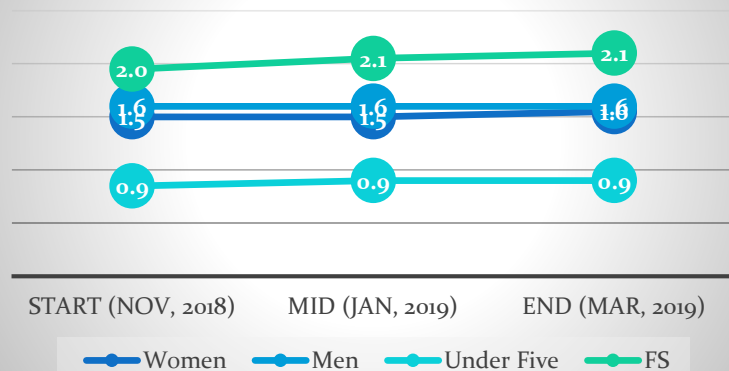
Birth Report Child, Adolscent, young
Sindh MICS, 2018-19



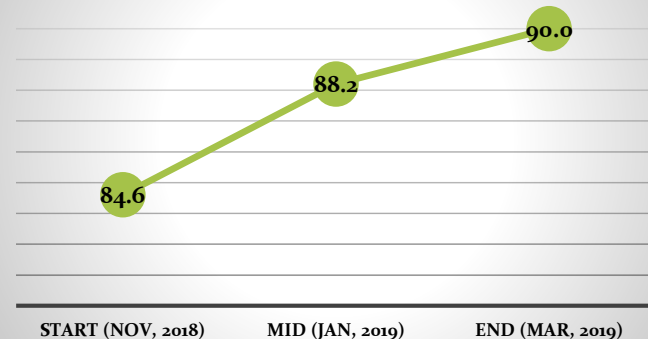
Birth Certificates Seen Sindh MICS,
2018-19



Average Eligible person per HH Size
Sindh MICS, 2018-19

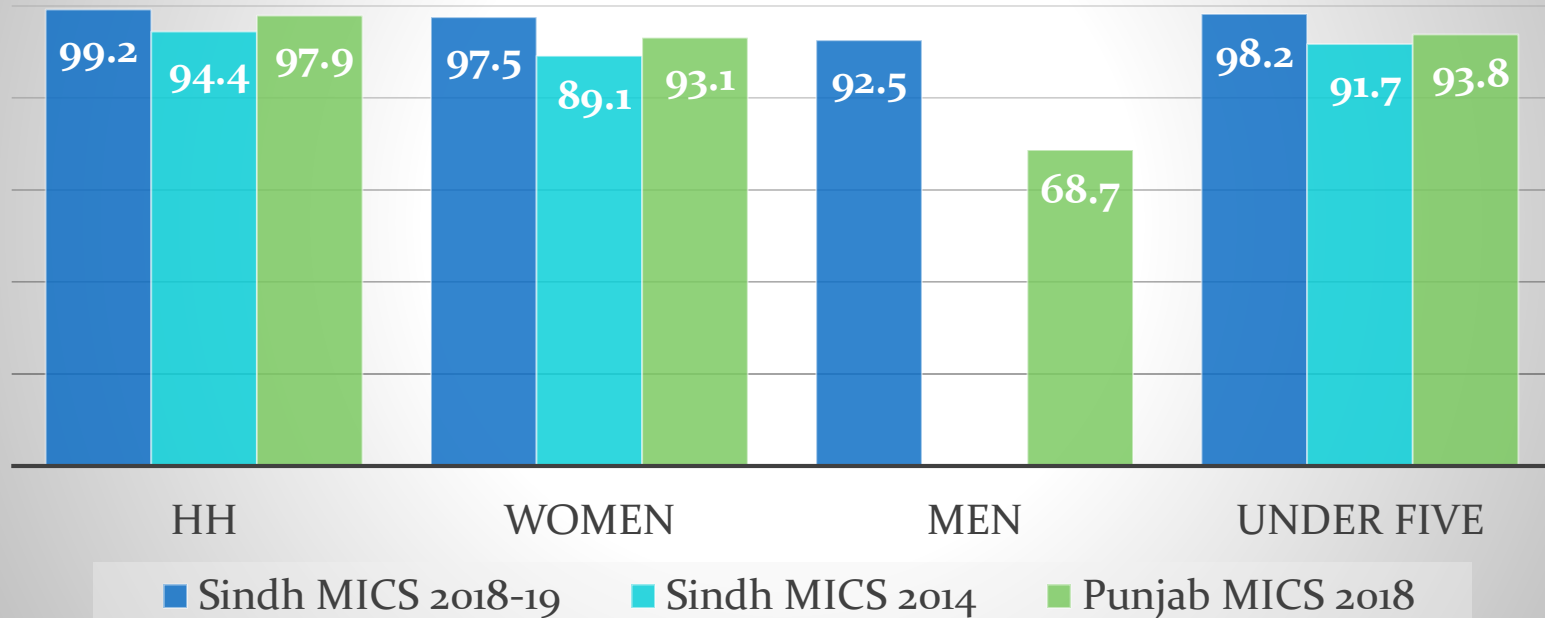


Vaccination Card Seen Sindh MICS,
2018-19



Impact of Field Monitoring

Response Rate Comparison





THANK YOU