




**MIPE**  
**November, 2023**

**MONTHLY  
INDUSTRIAL  
PRODUCTION &  
EMPLOYMENT  
SURVEY**



# **Monthly Industrial Production & Employment Survey (MIPE) November, 2023**

**Industries Section  
Bureau of Statistics  
Planning & Development Department  
Government of Sindh**

<https://sbos.sindh.gov.pk>  
[ddindustries.sindhbos@gmail.com](mailto:ddindustries.sindhbos@gmail.com)

ST:13 Block-8 Kehkashan Clifton, Ch. Kahliqz-zaman road, Karachi

## Preface

Monthly Industrial Production and Employment Survey (MIPE) is being conducted/ published by Sindh Bureau of Statistics on regular basis. This report provides important statistics in respect of industrial production & employment of large Scale Manufacturing (LSM) industries in Sindh.

This report contains information on 66 items manufactured in 18 selected large scale industrial sectors covering 641 industrial establishments (selection on the basis of CMI 2015-16). These industries account for 84.0% of total value added of large scale manufacturing sector in Sindh.

MIPE Report provides information regarding General Index and Quantum Index of Manufacturing (QIM) to base period 2015-16, and analytical analysis on the current status of production and employment in manufacturing sector.

All the efforts are made to improve the industrial statistics and hope this report would prove useful to policy makers, planners, researchers and other data users. Suggestion/ recommendations from the users will always be welcomed and appreciated.

### **Dr. Ishaque Ahmed Ansari**

Director General

Bureau of Statistics

Planning & Development Department

Government of Sindh



## Table of Contents

|   |            |
|---|------------|
| <b>PREFACE</b> .....  | <b>III</b> |
| <b>LIST OF TABLES</b> .....   | <b>V</b>   |
| <b>LIST OF FIGURES</b> .....  | <b>V</b>   |
| <b>LIST OF EQUATIONS</b> .....  | <b>V</b>   |
| <b>MIPE TEAM</b> .....  | <b>VI</b>  |
| <b>1. INTRODUCTION</b> .....  | <b>1</b>   |
| <b>2. MANUFACTURING ACTIVITY</b> .....                                      | <b>1</b>   |
| <b>3. SCOPE AND COVERAGE</b> .....  | <b>1</b>   |
| <b>4. INDUSTRIAL CLASSIFICATION</b> .....                                   | <b>3</b>   |
| <b>5. FRAME OF SINDH CMI 2015-16</b> .....                                  | <b>3</b>   |
| <b>6. METHODOLOGY AND QUESTIONNAIRE</b> .....                               | <b>4</b>   |
| <b>7. QUANTUM INDEX OF MANUFACTURING (QIM)</b> .....                        | <b>5</b>   |
| <b>8. REPORT ANALYSIS</b> .....   | <b>6</b>   |
| <b>ANNEXURE – A PROFORMA/ QUESTIONNAIRE</b> .....                           | <b>17</b>  |
| <b>ANNEXURE – B IMPORTANT DEFINITIONS</b> .....                             | <b>18</b>  |
| <b>ANNEXURE – C DATA USERS</b> .....  | <b>19</b>  |
| <b>ANNEXURE – D CENSUS VALUE ADDED AND CONTRIBUTION TO GDP</b> .....        | <b>20</b>  |
| <b>ANNEXURE – E ITEM WISE PRODUCTION WEIGHTS FOR SINDH</b> .....            | <b>25</b>  |
| <b>ANNEXURE – F MONTHLY ITEM WISE TIME SERIES OF PRODUCTION</b> .....       | <b>27</b>  |
| <b>ANNEXURE – G MONTHLY ITEM WISE TIME SERIES OF TOTAL EMPLOYMENT</b> ..... | <b>31</b>  |

## List of Tables

|   |    |
|---|----|
| <i>TABLE 1. DISTRICT WISE NUMBER OF MANUFACTURING ESTABLISHMENTS COVERED IN CMI</i> .....   | 3  |
| <i>TABLE 2. DISTRICT WISE NUMBER OF MANUFACTURING ESTABLISHMENTS COVERED IN CMIS</i> .....  | 4  |
| <i>TABLE 3: SERIES OF QUANTUM INDEX OF MANUFACTURING (QIM) AT (2015-16=100)</i> .....   | 6  |
| <i>TABLE 4: PRODUCTION OF SELECTED ITEMS PERTAINING TO LARGE-SCALE MANUFACTURING SECTOR, NOV-2023 VS OCT-2023</i> .....                   | 8  |
| <i>TABLE 5: PRODUCTION OF SELECTED ITEMS PERTAINING TO LARGE-SCALE MANUFACTURING SECTOR, NOV-2023 VS NOV-2022</i> .....                   | 10 |
| <i>TABLE 6: PRODUCTION OF SELECTED ITEMS PERTAINING TO LARGE-SCALE MANUFACTURING SECTOR, (JUL-NOV) 2023-24 VS (JUL-NOV) 2022-23</i> ..... | 12 |
| <i>TABLE 7: EMPLOYMENT IN SELECTED LARGE-SCALE MANUFACTURING SECTOR, NOV-2023 VS OCT-2023</i> .....                                       | 14 |
| <i>TABLE 8: EMPLOYMENT IN SELECTED LARGE-SCALE MANUFACTURING SECTOR, NOV-2023 VS NOV-2022</i> .....                                       | 15 |
| <i>TABLE 9: GENDER WISE PERCENTAGE OF EMPLOYMENT IN SELECTED LARGE-SCALE MANUFACTURING SECTOR, NOV-2023</i> .....                         | 16 |

## List of Figures

|  |    |
|--|----|
| <i>FIGURE 1: TREND OF QUANTUM INDEX OF LARGE SCALE MANUFACTURING INDUSTRIES AT BASE YEAR 2015-16</i> .....     | 7  |
| <i>FIGURE 2: TREND OF AVERAGE MONTHLY EMPLOYMENT IN LARGE SCALE MANUFACTURING INDUSTRIES QIM 2015-16</i> ..... | 7  |
| <i>FIGURE 3: CHART OF GENDER WISE PERCENTAGES OF EMPLOYMENT IN LARGE SCALE MANUFACTURING INDUSTRIES</i> .....  | 16 |

## List of Equations

|  |   |
|--|---|
| <i>Equation 1 Laspayer's Index</i> ..... | 5 |
|--|---|

## MIPE Team

---

### ➤ Analyst and Report Contributors

|                          |                     |             |
|--------------------------|---------------------|-------------|
| Mr. Muhammad Kazim Jafri | Deputy Director     | BoS Karachi |
| Ms. Rukhsana Aziz        | Statistical Officer | BoS Karachi |

### ➤ Data Collection Team

|                            |                           |                          |
|----------------------------|---------------------------|--------------------------|
| Mr. Walli Ullah Qazi       | Deputy Director           | BoS Sukkur               |
| Mr. Hazoor Bux Bhutto      | Deputy Director           | BoS Sukkur               |
| Mr. Zafar Ali Ansari       | Deputy Director           | BoS Shaheed Benazir Abad |
| Mr. Ishfaque Ahmed Solangi | Statistical Officer       | BoS Jamshoro             |
| Mr. Kaleemullah Abbasi     | Statistical Officer       | BoS Khairpur             |
| Mr. Shoukat Ali Baloch     | Statistical Officer       | BoS Shikarpur            |
| Mr. Noor Din Abbasi        | Statistical Officer       | BoS Thatta               |
| Mr. Agha Waheed Ali        | Statistical Officer       | BoS Ghotki               |
| Mr. Shoukat Ali Arain      | Statistical Officer       | BoS Sujawal              |
| Mr. Waseem Ahmed Siddiqui  | Statistical Officer       | BoS M.P. Sakro           |
| Mr. Mumtaz Ali Bozdar      | Statistical Officer       | BoS Mirpurkhas           |
| Mr. Mushtaque Ahmed Mahar  | Assistant Director        | BoS Mirpurkhas           |
| Mr. Muhammad Nadeem        | Statistical Officer       | BoS Karachi              |
| Mr. Muhammad Akram Bhatti  | Statistical Computer      | BoS Karachi              |
| Mr. Sajjad Ali             | Enumerator                | BoS Karachi              |
| Mr. Muhammad Sultan        | Jr. Clerk                 | BoS Karachi              |
| Mr. Muhammad Sarfaraz      | Data Processing Assistant | BoS Karachi              |
| Mr. Muhammad Urs           | Assistant                 | BoS Hyderabad            |

## 1. Introduction

A robust manufacturing sector promotes domestic production, exports and generates employment, hence stimulates the overall growth of an economy. During FY2023, the Pakistan's economy faced international supply shocks, coupled with domestic natural disaster shock (Flood-2022), these shocks aggravated the growth vulnerability. Pakistan's growth performance in FY2023 has been negatively affected by a decline in the manufacturing sector output. In Pakistan, manufacturing sector contributes 12.01% to Gross Domestic Product (GDP) dominates the overall manufacturing sector and the sector employs 14.9 % of the country's labor force. Pakistan's national accounts divides manufacturing sector into three main categories: Large Scale Manufacturing (LSM), Small Scale Manufacturing (SSM), and Slaughtering. LSM is comprised of businesses with ten or more employees and accounts for 78.4 percent of the Quantum Index of Manufacturing (QIM), which measures LSM performance. The QIM is derived from the Census of Manufacturing Industries conducted in 2015-16. It provides the measure of manufacturing industry outputs and operating status and reliable source for updating the Business Register (BR). According to the Pakistan Economic Survey 2022-23: The industrial sector posted a negative growth of 2.94 percent in FY2023. Industrial sector performance is more dependent on the Manufacturing sector which has a share of 65.0 percent in the industry. LSM is reflected by Quantum Index Numbers (QIM) data and overall, the Manufacturing sector posted a growth of -3.94 percent. For the compilation of Quantum Index of Manufacturing (QIM) of Pakistan as well as the Sindh is concerned, a fresh sample of 641 units was drawn by the Pakistan Bureau of Statistics (PBS) for the computation of Sindh QIM and the sample covers 84% of total of Sindh.

## 2. Manufacturing Activity

Manufacturing activity is can be defined as the process of making new organic or inorganic articles by chemical or mechanical conversion whether the efforts are carried out by hand or through driven machine at any place either in a factory or in the worker's house. Manufacturing activities include treating, processing, assembling, repairing and services

## 3. Scope and Coverage

The Census of Large-Scale Manufacturing Industries is conducted by Pakistan Bureau of Statistics (PBS) after every five years with manufacturing establishments classified under (10 to 33 division) Pakistan Standard Industrial Classification (PSIC-2010) based on UN-ISIC.Rev.4. Quantum Index of

---

Manufacturing (QIM) is a measure of LSM performance with 84.0 weight in overall LSM and derived from the Census of Manufacturing Industries (CMI) 2015-16.

The role of Sindh province in the Large Scale Manufacturing is very vital. However, Sindh QIM's trend of overall manufacturing index has random behavior with ups and downs; which main cause in last year is COVID-19 and recession in economy. As the Karachi is the largest metropolitan city of Pakistan, according to Karachi Chamber of Commerce and Industry (KCCI) it produces 15% with an annual Gross Domestic Product (GDP). Sindh Business Register (SBR), 2017 established by Sindh Bureau of Statistics, Planning & Development Department during the field operation CMI 2015-16 started from January, 2017 shows that 67% establishments/ factories are located in Karachi Division and remaining 33% are located in other districts of Sindh.

For the timely and quality industrial statistics, Sindh Bureau of Statistics, Planning & Development Department has been conducting Monthly Survey of Industrial Production and Employment (MIPE). This survey report includes 66 items manufactured in 18 large scale Industrial sectors from 6,299 establishments/ factories in Sindh.

*Table. 1. District wise number of Manufacturing Establishments covered in CMI*

| S/No. | District            | 2005-06      | 2015-16          |
|-------|---------------------|--------------|------------------|
| 01    | Badin               | 6            | 131              |
| 02    | Dadu                | 83           | 79               |
| 03    | Ghotki              | 41           | 60               |
| 04    | Hyderabad           | 98           | 397              |
| 05    | Jacobabad           | 97           | 10               |
| 06    | Jamshoro            | -            | 125 <sup>1</sup> |
| 07    | Karachi Central     | 1,198*       | 1,054            |
| 08    | Karachi East        |              | 252              |
| 09    | Karachi Korangi     |              | 1,123            |
| 10    | Karachi Malir       |              | 181              |
| 11    | Karachi South       |              | 322              |
| 12    | Karachi West        |              | 1,383            |
| 13    | Kashmore            | -            | 42 <sup>2</sup>  |
| 14    | Khairpur            | 15           | 44               |
| 15    | Larkana             | 84           | 97               |
| 16    | Matiari             | -            | 11               |
| 17    | MirpurKhas          | 22           | 53               |
| 18    | NaushahroFeroze     | 18           | 51               |
| 19    | Sanghar             | 43           | 138              |
| 20    | Kamber Shahdad Kot  | -            | 82 <sup>2</sup>  |
| 21    | Shaheed Benazirabad | 24           | 115              |
| 22    | Shikarpur           | 25           | 68               |
| 23    | Sukkur              | 54           | 157              |
| 24    | Tando Allahyar      | -            | 49 <sup>3</sup>  |
| 25    | Tando Muhammad Khan | -            | 21 <sup>3</sup>  |
| 26    | Tharparkar          | -            | 25 <sup>4</sup>  |
| 27    | Thatta              | 17           | 186              |
| 28    | Umer Kot            | -            | 43 <sup>4</sup>  |
|       | <b>Total</b>        | <b>1,825</b> | <b>6,299</b>     |

\*Number of establishments combined for overall Karachi in CMI 2005-06.

1. The district was created after the CMI 2005-06, from Dadu district.
2. These district was created after the CMI 2005-06, from Jacobabad district.
3. These district was created after the CMI 2005-06, from Hyderabad district.
4. These district was created after the CMI 2005-06, from Mirpurkhas district. *Source: CMI 2005-06 & 2015-16*

#### 4. Industrial Classification

For classification of manufacturing activities, Pakistan Standard Industrial Classification (PSIC) 2010, obtained from UN International Standard Industrial Classification ISIC Rev-4, has been used. The PSIC 2010 is an updated version of ISIC Rev.4 from 4 digits to 5-digit level.

#### 5. Frame of Sindh CMI 2015-16

In the Census of Large-Scale Manufacturing Industries (CMI 2015-16) the total frame of LSM stands at 6,299. Sindh Bureau of Statistics has covered 2,517 which is 40% response.

*Table. 2. District wise number of Manufacturing Establishments covered in CMI*

| Major Industry Groups                         | No. of Covered Establishments |              |              |
|---|-------------------------------|--------------|--------------|
|   | Pakistan                      | Sindh        |              |
|   | 2015-16                       | 2005-06      | 2015-16      |
| Food Manufacturing                            | 3638                          | 556          | 1,682        |
| Beverages                                     | 80                            | 13           | 38           |
| Tobacco                                       | 14                            | 3            | 10           |
| Textiles                                      | 4887                          | 447          | 1,479        |
| Wearing Apparel (Except Footwear)             | 1571                          | 165          | 652          |
| Leather & Leather Products including Footwear | 655                           | 30           | 111          |
| Wood & Wood Products                          | 362                           | 19           | 29           |
| Furniture                                     | 1154                          | 17           | 31           |
| Paper and Paper Products                      | 492                           | 29           | 202          |
| Printing & Publishing                         | 275                           | 37           | 121          |
| Drugs and Pharmaceutical Products             | 409                           | 78           | 211          |
| Industrial Chemicals                          | 590                           | 66           | 265          |
| Petroleum & Miscellaneous Products            | 44                            | 11           | 30           |
| Rubber Products                               | 801                           | 51           | 215          |
| Other Non-Metallic Mineral Products           | 3949                          | 35           | 548          |
| Iron, Steel & Non-ferous Metals               | 656                           | 44           | 126          |
| Fabricated Metal Products                     | 1245                          | 42           | 53           |
| Non-Electrical Machinery                      | 624                           | 43           | 97           |
| Electrical Machinery and Supplies             | 498                           | 17           | 87           |
| Vehicles, Transport and Equipment's           | 653                           | 69           | 248          |
| Scientific, Photographic & Optical            | 28                            | 4            | 6            |
| All others                                    | 1087                          | 49           | 164          |
| <b>Total</b>                                  | <b>23,712</b>                 | <b>1,825</b> | <b>6,299</b> |

*Source: CMI 2005-06 & 2015-16*

## 6. Methodology and Questionnaire

### 6.1. Questionnaire/ Proforma

A questionnaire/ Proforma is a research instrument consisting of a series of questions and other prompts for the purpose of gathering information from respondents. A pre-tested questionnaire is used for the data collection of industrial inputs related to employment and production, attached at Annex-A.

## 6.2. Methodology

The basic method of data collection for Sindh MIPE is the posting/ mailing of MIPE Questionnaires. More than 70% monthly returns are received to this Bureau through mail from industrial units. The non-responding or remaining establishments are visited by the officers/ officials of this Bureau, besides this the method of emailing, fax and telephonic approach are also used for collection of monthly returns and increase the response rate.

## 6.3. Editing

All the received returns are scrutinized for accuracy and consistency with previous data by the Industries Section of this Bureau. As per *Unit Calculation Sheet* different units of similar products are converted into the reporting units. In case of huge discrepancy between current and previous returns the factory management is approached to rectify these figures. In the absence establishment's return or non-availability of concerned person the average production of last month or the last month information is repeated for equivalence.

## 7. Quantum Index of Manufacturing (QIM)

A quantum index is an index based on quantity units of goods such as number or weight. Sindh bureau of Statistics is computing Index on Industrial Production using 2005-06 as base year. Index Series is generated by using Laspayer's Index.

$$QIM = \frac{\sum_{i=1}^n \frac{q_{im}}{q_{i0}} w_i}{\sum_{i=1}^n w_i} \times 100$$

*Equation 1 Laspayer's Index*

$q_{im}$  = Production of  $i^{\text{th}}$  item during the current month

$q_{i0}$  = Average Production of the same  $i^{\text{th}}$  item in the base period (2015-16)

$w_i$  = Weight of the  $i^{\text{th}}$  item in the base period (2015-16)

$\sum_{i=1}^n w_i$  = Total Weight of 18 large scale industrial sectors covering 641 establishments in the base period with respect to the total value added of all the industries covered in CMI in the base year 2015-16.

## 8. Report Analysis

Summary findings on the basis of Index of Industrial Production are as follows:

- Overall Production in month of Nov, 2023 has shown very nominal increased just 0.42% as compared to last month of Oct, 2023.
- Production in manufacturing sector for the month of Nov, 2023 is increased by 5.81% as compared to corresponding month of last year.
- Cumulative production from July-Nov, 2023-24 is decreased from previous year by 1.42% as compared to cumulative production of July to Nov, 2022-23.
- Large Scale Manufacturing employment during Nov, 2023, is almost stagnant by 0.07% as compared to previous month.
- Employment in manufacturing sector for the month of Nov, 2023 is decreased significantly by 5.47% as compared to corresponding month of last year.

*Table 3: Series of Quantum Index of Manufacturing (QIM) at (2015-16=100)*

| Month/ Year                     | 2021-22      | 2022-23      | 2022-23 |
|---------------------------------|--------------|--------------|---------|
| July                            | 106.3        | 148.9        | 141.2   |
| August                          | 107.1        | 148.2        | 132.6   |
| September                       | 107.5        | 147.4        | 145.5   |
| October                         | 126.7        | 147.4        | 147.6   |
| November                        | 134.7        | 140.4        | 148.2   |
| December                        | 134.0        | 148.5        |         |
| January                         | 136.1        | 154.5        |         |
| February                        | 139.8        | 156.6        |         |
| March                           | 149.8        | 167.0        |         |
| April                           | 139.0        | 154.4        |         |
| May                             | 147.1        | 139.1        |         |
| June                            | 157.0        | 144.9        |         |
| <b>Average (Geometric Mean)</b> | <b>131.0</b> | <b>149.6</b> |         |

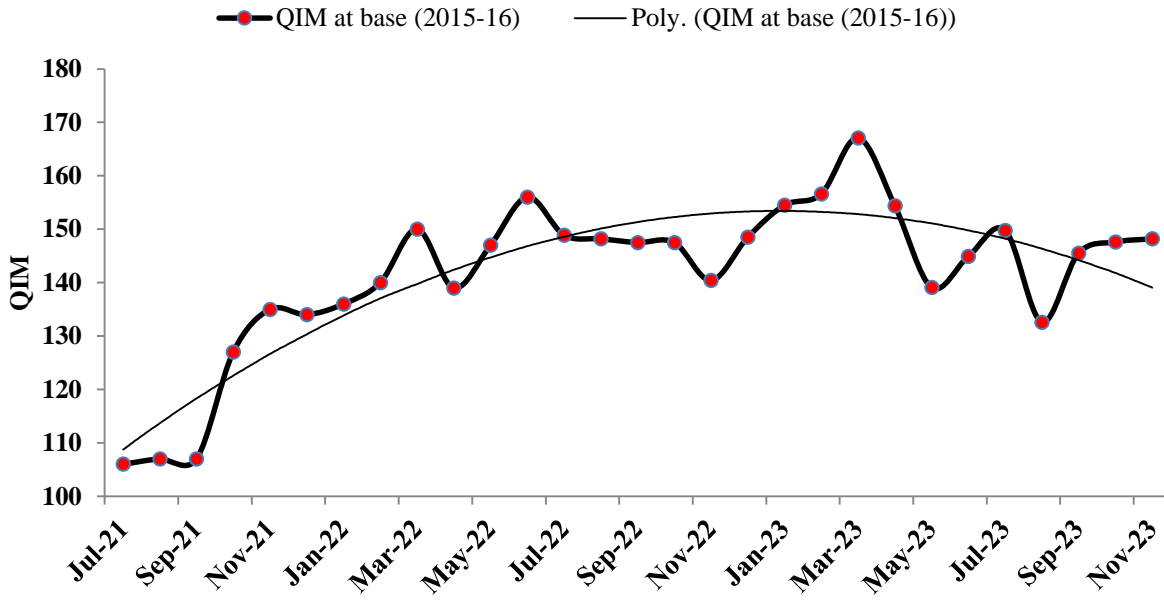


Figure 1: Trend of Quantum Index of Large Scale Manufacturing Industries at base year 2015-16

The current QIM index value is almost stagnant and showing a similar trend of increasing compared with previous months due to seasonal variations of seasonal items like rice, animal feed, beverages, and petroleum products. Maximum item production followed an increasing trend compared with the previous year.

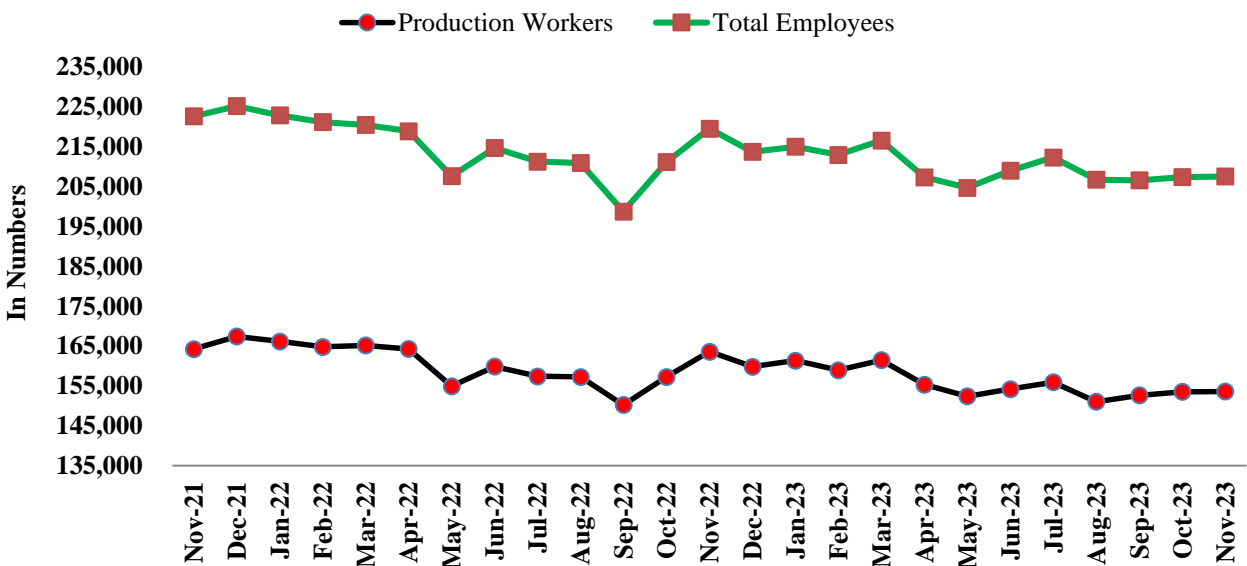


Figure 2: Trend of Average Monthly Employment in Large Scale Manufacturing Industries QIM 2015-16

The total and production workers showed insignificant difference from the previous month, but when we compare employment with the previous year, significant declines have been observed in the textile, pharmaceutical, and plastic sectors.

Table 4: Production of Selected Items Pertaining to Large-Scale Manufacturing Sector, Nov-2023 Vs Oct-2023

| Sr. No.   | Industrial Sector/ Items                                       | PISIC | Sampled Industrial Units (CMI 2015-16) | WEIGHT (2015-16) | Unit of Quantity | Production |          | Index of Production in Nov:2023 with Oct: 2023 |
|-----------|--|-------|--|------------------|------------------|------------|----------|--|
|           |  |       |  |                  |                  | Nov:2023   | Oct:2023 |  |
| <b>1.</b> | <b><u>FOOD PRODUCTS</u></b>                                    |       | <b>209</b>                             | <b>12.3</b>      |                  |            |          |  |
| i.        | Vegetable Ghee   | 10401 | 25                                     | 2.1              | M.Tons           | 33,691     | 32,661   | 103.2  |
| ii.       | Cooking Oil  | 10401 | 25                                     | 2.1              | M.Tons           | 36,915     | 36,724   | 100.5  |
| iii.      | Liquid Milk  | 10501 | 3                                      | 1.1              | "000" Liters.    | 5,624      | 5,920    | 95.0   |
| iv.       | Wheat & Grain Milling  | 10611 | 36                                     | 0.6              | M.Tons           | 27,498     | 27,703   | 99.3   |
| v.        | Rice Milling   | 10612 | 65                                     | 1.9              | M.Tons           | 12,609     | 2,650    | 475.8  |
| vi.       | Biscuits & Rusk  | 10713 | 12                                     | 1.3              | M.Tons           | 14,644     | 15,856   | 92.4   |
| vii.      | Sugar  | 10721 | 27                                     | 1.3              | M.Tons           | 107,049    | 300      | -  |
| viii.     | Chocolate & sugar confectionery                                | 10732 | 6                                      | 0.6              | M.Tons           | 317        | 419      | 75.7   |
| ix.       | Tea  | 10792 | 4                                      | 1.1              | M.Tons           | 4,917      | 4,105    | 119.8  |
| x.        | Animal/ Poultry Feeds  | 10802 | 6                                      | 0.3              | M.Tons           | 1,191      | 1,036    | 115.0  |
| <b>2.</b> | <b><u>BEVERAGES</u></b>  |       | <b>7</b>                               | <b>0.5</b>       |                  |            |          |  |
| i.        | Mineral/ Bottled Waters  | 11042 | 4                                      | 0.1              | "000" NOs.       | 59,159     | 51,443   | 115.0  |
| ii.       | Soft Drinks  | 11043 | 3                                      | 0.4              | "000" NOs.       | 48,099     | 41,769   | 115.2  |
| <b>3.</b> | <b><u>TEXTILES</u></b>   |       | <b>128</b>                             | <b>17.6</b>      |                  |            |          |  |
| i.        | Knitting Wool (Cotton Yarn)                                    | 13112 | 52                                     | 7.4              | M.Tons           | 35,705     | 42,123   | 84.8   |
| ii.       | Woolen Worsted Cloth (Cotton Fabric)                           | 13121 | 45                                     | 8.0              | "000" Sq. M      | 80,439     | 70,295   | 114.4  |
| iii.      | Terry Towel and Bath Robes (MM Yarn)                           | 13129 | 21                                     | 1.2              | M.Tons           | 9,998      | 11,757   | 85.0   |
| iv.       | Woolen Blankets  | 13921 | 10                                     | 1.0              | "000" NOs.       | 689        | 810      | 85.1   |
| <b>4.</b> | <b><u>WEARING APPAREL</u></b>                                  |       | <b>56</b>                              | <b>10.0</b>      |                  |            |          |  |
| i.        | Garments   | 14102 | 51                                     | 9.3              | Dozen            | 439,775    | 516,912  | 85.1   |
| ii.       | Hosiery, socks, tights etc.                                    | 14302 | 5                                      | 0.7              | Dozen            | 45,247     | 52,941   | 85.5   |
| <b>5.</b> | <b><u>LEATHER &amp; RELATED PRODUCTS</u></b>                   |       | <b>15</b>                              | <b>0.4</b>       |                  |            |          |  |
| i.        | Finished Leather/ Upper Leather                                | 15111 | 15                                     | 0.4              | "000" Sq. M.     | 512        | 536      | 95.5   |
| <b>6.</b> | <b><u>WOOD &amp; WOOD WORKS</u></b>                            |       | <b>2</b>                               | <b>0.1</b>       |                  |            |          |  |
| i.        | Plywood  | 16212 | 2                                      | 0.1              | "000"Sq.ft       | 8          | 3        | 266.7  |
| <b>7.</b> | <b><u>PAPER &amp; PAPER PRODUCTS</u></b>                       |       | <b>13</b>                              | <b>2.2</b>       |                  |            |          |  |
| i.        | Paper/ Paper Board (Writing Paper)                             | 17013 | 3                                      | 0.8              | M.Tons           | 450        | 474      | 94.9   |
| ii.       | Corrugated paper/ paperboard containers (Packaging)            | 17021 | 10                                     | 1.4              | M.Tons           | 4,080      | 3,781    | 107.9  |
| <b>8.</b> | <b><u>PRINTING &amp; RECORDED MEDIA</u></b>                    |       | <b>17</b>                              | <b>0.9</b>       |                  |            |          |  |
| i.        | Printing of Newspapers/ magazines                              | 18111 | 5                                      | 0.5              | M.Tons           | 464        | 488      | 95.1   |
| ii.       | Printing of books, brochures, maps etc. (Advertising Material) | 18112 | 10                                     | 0.1              | M.Tons           | 460        | 492      | 93.5   |
| iii.      | Printing of postage stamps, cheques etc. (Printing Papers)     | 18113 | 2                                      | 0.3              | M.Tons           | 354        | 369      | 95.9   |
| <b>9.</b> | <b><u>COKE &amp; REFINED PETROLEUM PRODUCTS</u></b>            |       | <b>9</b>                               | <b>12.4</b>      |                  |            |          |  |
| i.        | Motor Sprit  | 19201 | 3                                      | 5.6              | "000" Liters.    | 29,243     | 26,050   | 112.3  |
| ii.       | Kerosene oil   | 19201 | 3                                      | 5.6              | "000" Liters.    | 242        | 422      |  |
| iii.      | L.P.G  | 19203 | 9                                      | 0.1              | "000" Liters.    | 1,552      | 1,055    | 147.1  |
| iv.       | Naphtha Solvent  | 19203 | 9                                      | 0.1              | "000" Liters.    | 6,264      | 8,569    | 73.1   |
| v.        | H.S.D  | 19203 | 9                                      | 0.1              | "000" Liters.    | 133,768    | 119,076  | 112.3  |
| vi.       | Furnace Oil  | 19203 | 9                                      | 0.1              | "000" Liters.    | 55,691     | 53,540   | 104.0  |
| vii.      | ASPHALT 80-100   | 19203 | 9                                      | 0.1              | "000" Liters.    | 3,055      | 2,451    | 124.7  |
| viii.     | ASPHALT 60-70  | 19203 | 9                                      | 0.1              | "000" Liters.    | 6,287      | 2,751    | 228.6  |

| Sr. No.    | Industrial Sector/ Items                         | PISIC | Sampled Industrial Units (CMI 2015-16) | WEIGHT (2015-16) | Unit of Quantity | Production |           | Index of Production in Nov:2023 with Oct: 2023 |
|------------|--|-------|--|------------------|------------------|------------|-----------|--|
|            |  |       |  |                  |                  | Nov:2023   | Oct:2023  |  |
| ix.        | Jet Fuel   | 19203 | 9                                      | 0.1              | "000" Liters.    | 9,662      | 11,647    | 83.0   |
| x.         | Lubricating Oil                                  | 19203 | 9                                      | 0.1              | "000" Liters.    | 9,662      | 11,647    | 83.0   |
| xi.        | Others Petroleum Products                        | 19203 | 9                                      | 0.1              | "000" Liters.    | 37,710     | 15,580    | 242.0  |
| <b>10.</b> | <b><u>CHEMICALS &amp; CHEMICALS PRODUCTS</u></b> |       | <b>14</b>                              | <b>5.8</b>       |                  |            |           |  |
| i.         | Sulphuric/ Hydrochloric Acid/ Alum Sulphate      | 20115 | 5                                      | 0.4              | M.Tons           | 6,428      | 5,503     | 116.8  |
| ii.        | Urea   | 20121 | 3                                      | 1.1              | M.Tons           | 232,023    | 236,739   | 98.0   |
| iii.       | Ammonia  | 20121 | 3                                      | 1.1              | M.Tons           | 70,897     | 72,149    | 98.3   |
| iv.        | DAP  | 20121 | 3                                      | 1.1              | M.Tons           | -          | 33,723    |  |
| v.         | Washing Soap                                     | 20232 | 6                                      | 0.8              | M.Tons           | 5,889      | 5,464     | 107.8  |
| vi.        | Toilet Soap                                      | 20232 | 6                                      | 0.8              | M.Tons           | 4,370      | 4,840     | 90.3   |
| vii.       | Detergent Powder                                 | 20234 | 4                                      | 0.5              | M.Tons           | 23,460     | 25,254    | 92.9   |
| <b>11.</b> | <b><u>PHARMACEUTICAL PRODUCTS</u></b>            |       | <b>41</b>                              | <b>8.5</b>       |                  |            |           |  |
| i.         | Tablets  | 21001 | 41                                     | 1.7              | "000" NOs.       | 2,305,914  | 2,377,128 | 97.0   |
| ii.        | Liquid / Syrups                                  | 21001 | 41                                     | 1.7              | "000" Liters.    | 39,846     | 40,872    | 97.5   |
| iii.       | Injections                                       | 21001 | 41                                     | 1.7              | "000" NOs.       | 71,692     | 74,012    | 96.9   |
| iv.        | Capsules   | 21001 | 41                                     | 1.7              | "000" NOs.       | 190,743    | 196,127   | 97.3   |
| v.         | Ointments  | 21001 | 41                                     | 1.7              | KGs.             | 199,474    | 193,955   | 102.8  |
| <b>12.</b> | <b><u>RUBBER &amp; PLASTIC PRODUCTS</u></b>      |       | <b>23</b>                              | <b>1.8</b>       |                  |            |           |  |
| i.         | Motor Tires                                      | 22111 | 2                                      | 0.3              | Nos.             | 178,647    | 190,498   | 93.8   |
| ii.        | Plastic Products                                 | 22201 | 21                                     | 1.5              | M.Tons           | 6,674      | 6,994     | 95.4   |
| <b>13.</b> | <b><u>OTHER NON-METALIC MINERAL PRODUCTS</u></b> |       | <b>19</b>                              | <b>1.7</b>       |                  |            |           |  |
| i.         | Cement   | 23941 | 5                                      | 1.6              | M.Tons           | 802,289    | 560,036   | 143.3  |
| ii.        | Marble   | 23961 | 14                                     | 0.1              | M.Tons           | 451        | 474       | 95.1   |
| <b>14.</b> | <b><u>BASIC IRON &amp; STEEL METALS</u></b>      |       | <b>13</b>                              | <b>3.1</b>       |                  |            |           |  |
| i.         | Steel Products                                   | 24104 | 3                                      | 0.3              | M.Tons           | 19,812     | 17,228    | 115.0  |
| ii.        | M S Products                                     | 24106 | 10                                     | 2.8              | M.Tons           | 15,164     | 13,360    | 113.5  |
| <b>15.</b> | <b><u>FABRICATED METALS PRODUCTS</u></b>         |       | <b>1</b>                               | <b>0.4</b>       |                  |            |           |  |
| i.         | Safety Razor Blades                              | 25931 | 1                                      | 0.4              | "000" Nos.       | 45,674     | 50,697    | 90.1   |
| <b>16.</b> | <b><u>ELECTRICAL EQUIPMENT</u></b>               |       | <b>8</b>                               | <b>0.4</b>       |                  |            |           |  |
| i.         | Insulated Wire & Cables                          | 27320 | 8                                      | 0.4              | M.Tons           | 4,469      | 4,701     | 95.1   |
| <b>17.</b> | <b><u>MOTOR VEHICLES &amp; PARTS</u></b>         |       | <b>60</b>                              | <b>5.8</b>       |                  |            |           |  |
| i.         | Trucks   | 29101 | 13                                     | 0.4              | Nos.             | 206        | 206       | 100.0  |
| ii.        | Buses  | 29101 | 13                                     | 0.4              | Nos.             | 44         | 44        | 100.0  |
| iii.       | LCV'S  | 29101 | 13                                     | 0.4              | Nos.             | 38         | 204       | 18.6   |
| iv.        | Tractors   | 29101 | 13                                     | 0.4              | Nos.             | 3,839      | 5,512     | 69.6   |
| v.         | Cars   | 29101 | 13                                     | 0.4              | Nos.             | 4,271      | 3,868     | 110.4  |
| vi.        | Vans & Jeep                                      | 29101 | 13                                     | 0.4              | Nos.             | 1,062      | 672       | 158.0  |
| vii.       | Three Wheelers                                   | 29101 | 13                                     | 0.4              | Nos.             | 1,162      | 1,803     | 64.4   |
| viii.      | Auto parts                                       | 29301 | 28                                     | 2.2              | "000" Nos.       | 9,789      | 8,512     | 115.0  |
| ix.        | Motor Cycles                                     | 30911 | 19                                     | 0.5              | Nos.             | 85,413     | 105,275   | 81.1   |
| <b>18.</b> | <b><u>FURNITURE</u></b>                          |       | <b>6</b>                               | <b>0.1</b>       |                  |            |           |  |
| i.         | Sofa, Iron Chairs                                | 31001 | 6                                      | 0.1              | Nos.             | 370        | 382       | 96.9   |
|            |  |       | <b>641</b>                             | <b>84.0</b>      |                  |            |           |  |

Table 5: Production of Selected Items Pertaining to Large-Scale Manufacturing Sector, Nov-2023 Vs Nov-2022

| Sr. No.   | Industrial Sector/ Items                                       | PISIC | Sampled Industrial Units (CMI 2015-16) | WEIGHT (2015-16) | Unit of Quantity | Production |          | Index of Production on in Nov:2023 with Nov: 2022 |
|-----------|--|-------|--|------------------|------------------|------------|----------|---|
|           |  |       |  |                  |                  | Nov:2023   | Nov:2022 |   |
| <b>1.</b> | <b><u>FOOD PRODUCTS</u></b>                                    |       | <b>209</b>                             | <b>12.3</b>      |                  |            |          |   |
| i.        | Vegetable Ghee   | 10401 | 25                                     | 2.1              | M.Tons           | 33,691     | 34,601   | 97.4  |
| ii.       | Cooking Oil  | 10401 | 25                                     | 2.1              | M.Tons           | 36,915     | 28,118   | 131.3   |
| iii.      | Liquid Milk  | 10501 | 3                                      | 1.1              | "000" Liters.    | 5,624      | 7,080    | 79.4  |
| iv.       | Wheat & Grain Milling  | 10611 | 36                                     | 0.6              | M.Tons           | 27,498     | 24,452   | 112.5   |
| v.        | Rice Milling   | 10612 | 65                                     | 1.9              | M.Tons           | 12,609     | 11,611   | 108.6   |
| vi.       | Biscuits & Rusk  | 10713 | 12                                     | 1.3              | M.Tons           | 14,644     | 15,587   | 93.9  |
| vii.      | Sugar  | 10721 | 27                                     | 1.3              | M.Tons           | 107,049    | 58,093   | 184.3   |
| viii.     | Chocolate & sugar confectionery                                | 10732 | 6                                      | 0.6              | M.Tons           | 317        | 400      | 79.3  |
| ix.       | Tea  | 10792 | 4                                      | 1.1              | M.Tons           | 4,917      | 4,375    | 112.4   |
| x.        | Animal/ Poultry Feeds  | 10802 | 6                                      | 0.3              | M.Tons           | 1,191      | 169      | 704.7   |
| <b>2.</b> | <b><u>BEVERAGES</u></b>  |       | <b>7</b>                               | <b>0.5</b>       |                  |            |          |   |
| i.        | Mineral/ Bottled Waters  | 11042 | 4                                      | 0.1              | "000" NOs.       | 59,159     | 31,580   | 187.3   |
| ii.       | Soft Drinks  | 11043 | 3                                      | 0.4              | "000" NOs.       | 48,099     | 54,144   | 88.8  |
| <b>3.</b> | <b><u>TEXTILES</u></b>   |       | <b>128</b>                             | <b>17.6</b>      |                  |            |          |   |
| i.        | Knitting Wool (Cotton Yarn)                                    | 13112 | 52                                     | 7.4              | M.Tons           | 35,705     | 39,119   | 91.3  |
| ii.       | Woolen Worsted Cloth (Cotton Fabric)                           | 13121 | 45                                     | 8.0              | "000" Sq. M      | 80,439     | 55,368   | 145.3   |
| iii.      | Terry Towel and Bath Robes (MM Yarn)                           | 13129 | 21                                     | 1.2              | M.Tons           | 9,998      | 13,205   | 75.7  |
| iv.       | Woolen Blankets  | 13921 | 10                                     | 1.0              | "000" NOs.       | 689        | 1,950    | 35.3  |
| <b>4.</b> | <b><u>WEARING APPAREL</u></b>                                  |       | <b>56</b>                              | <b>10.0</b>      |                  |            |          |   |
| i.        | Garments   | 14102 | 51                                     | 9.3              | Dozen            | 439,775    | 715,142  | 61.5  |
| ii.       | Hosiery, socks, tights etc.                                    | 14302 | 5                                      | 0.7              | Dozen            | 45,247     | 75,125   | 60.2  |
| <b>5.</b> | <b><u>LEATHER &amp; RELATED PRODUCTS</u></b>                   |       | <b>15</b>                              | <b>0.4</b>       |                  |            |          |   |
| i.        | Finished Leather/ Upper Leather                                | 15111 | 15                                     | 0.4              | "000" Sq. M.     | 512        | 380      | 134.7   |
| <b>6.</b> | <b><u>WOOD &amp; WOOD WORKS</u></b>                            |       | <b>2</b>                               | <b>0.1</b>       |                  |            |          |   |
| i.        | Plywood  | 16212 | 2                                      | 0.1              | "000" Sq.ft      | 8          | 13       | 61.5  |
| <b>7.</b> | <b><u>PAPER &amp; PAPER PRODUCTS</u></b>                       |       | <b>13</b>                              | <b>2.2</b>       |                  |            |          |   |
| i.        | Paper/ Paper Board (Writing Paper)                             | 17013 | 3                                      | 0.8              | M.Tons           | 450        | 372.0    | 121.0   |
| ii.       | Corrugated paper/ paperboard containers (Packaging)            | 17021 | 10                                     | 1.4              | M.Tons           | 4,080      | 4517     | 90.3  |
| <b>8.</b> | <b><u>PRINTING &amp; RECORDED MEDIA</u></b>                    |       | <b>17</b>                              | <b>0.9</b>       |                  |            |          |   |
| i.        | Printing of Newspapers/ magazines                              | 18111 | 5                                      | 0.5              | M.Tons           | 464        | 642      | 72.3  |
| ii.       | Printing of books, brochures, maps etc. (Advertising Material) | 18112 | 10                                     | 0.1              | M.Tons           | 460        | 450      | 102.2   |
| iii.      | Printing of postage stamps, cheques etc. (Printing Papers)     | 18113 | 2                                      | 0.3              | M.Tons           | 354        | 650      | 54.5  |
| <b>9.</b> | <b><u>COKE &amp; REFINED PETROLEUM PRODUCTS</u></b>            |       | <b>9</b>                               | <b>12.4</b>      |                  |            |          |   |
| i.        | Motor Sprit  | 19201 | 3                                      | 5.6              | "000" Liters.    | 29,243     | 22,654   | 129.1   |
| ii.       | Kerosene oil   | 19201 | 3                                      | 5.6              | "000" Liters.    | 242        | 841      | 28.8  |
| iii.      | L.P.G  | 19203 | 9                                      | 0.1              | "000" Liters.    | 1,552      | 2,131    | 72.8  |
| iv.       | Naphtha Solvent  | 19203 | 9                                      | 0.1              | "000" Liters.    | 6,264      | 4,724    | 132.6   |
| v.        | H.S.D  | 19203 | 9                                      | 0.1              | "000" Liters.    | 133,768    | 129,637  | 103.2   |
| vi.       | Furnace Oil  | 19203 | 9                                      | 0.1              | "000" Liters.    | 55,691     | 46,781   | 119.0   |
| vii.      | ASPHALT 80-100   | 19203 | 9                                      | 0.1              | "000" Liters.    | 3,055      | 2,835    | 107.8   |
| viii.     | ASPHALT 60-70  | 19203 | 9                                      | 0.1              | "000" Liters.    | 6,287      | 9,538    | 65.9  |
| ix.       | Jet Fuel   | 19203 | 9                                      | 0.1              | "000" Liters.    | 9,662      | 18,273   | 52.9  |

| Sr. No.    | Industrial Sector/ Items                         | PISIC | Sampled Industrial Units (CMI 2015-16) | WEIGHT (2015-16) | Unit of Quantity | Production |           | Index of Production in Nov:2023 with Nov: 2022 |
|------------|--|-------|--|------------------|------------------|------------|-----------|--|
|            |  |       |  |                  |                  | Nov:2023   | Nov:2022  |  |
| x.         | Lubricating Oil                                  | 19203 | 9                                      | 0.1              | "000" Liters.    | 9,662      | 11,493    | 84.1   |
| xi.        | Others Petroleum Products                        | 19203 | 9                                      | 0.1              | "000" Liters.    | 37,710     | 22,777    | 165.6  |
| <b>10.</b> | <b><u>CHEMICALS &amp; CHEMICALS PRODUCTS</u></b> |       | <b>14</b>                              | <b>5.8</b>       |                  |            |           |  |
| i.         | Sulphuric/ Hydrochloric Acid/ Alum Sulphate      | 20115 | 5                                      | 0.4              | M.Tons           | 6,428      | 4,643     | 138.4  |
| ii.        | Urea   | 20121 | 3                                      | 1.1              | M.Tons           | 232,023    | 184,628   | 125.7  |
| iii.       | Ammonia  | 20121 | 3                                      | 1.1              | M.Tons           | 70,897     | 66,637    | 106.4  |
| iv.        | DAP  | 20121 | 3                                      | 1.1              | M.Tons           | -          | 40,775    |  |
| v.         | Washing Soap                                     | 20232 | 6                                      | 0.8              | M.Tons           | 5,889      | 27,156    | 21.7   |
| vi.        | Toilet Soap                                      | 20232 | 6                                      | 0.8              | M.Tons           | 4,370      | 4,651     | 94.0   |
| vii.       | Detergent Powder                                 | 20234 | 4                                      | 0.5              | M.Tons           | 23,460     | 32,605    | 72.0   |
| <b>11.</b> | <b><u>PHARMACEUTICAL PRODUCTS</u></b>            |       | <b>41</b>                              | <b>8.5</b>       |                  |            |           |  |
| i.         | Tablets  | 21001 | 41                                     | 1.7              | "000" NOs.       | 2,305,914  | 2,293,236 | 100.6  |
| ii.        | Liquid / Syrups                                  | 21001 | 41                                     | 1.7              | "000" Liters.    | 39,846     | 36,275    | 109.8  |
| iii.       | Injections                                       | 21001 | 41                                     | 1.7              | "000" NOs.       | 71,692     | 63,537    | 112.8  |
| iv.        | Capsules   | 21001 | 41                                     | 1.7              | "000" NOs.       | 190,743    | 200,629   | 95.1   |
| v.         | Ointments  | 21001 | 41                                     | 1.7              | KGs.             | 199,474    | 285,545   | 69.9   |
| <b>12.</b> | <b><u>RUBBER &amp; PLASTIC PRODUCTS</u></b>      |       | <b>23</b>                              | <b>1.8</b>       |                  |            |           |  |
| i.         | Motor Tires                                      | 22111 | 2                                      | 0.3              | Nos.             | 178,647    | 201,778   | 88.5   |
| ii.        | Plastic Products                                 | 22201 | 21                                     | 1.5              | M.Tons           | 6,674      | 7,964     | 83.8   |
| <b>13.</b> | <b><u>OTHER NON-METALIC MINERAL PRODUCTS</u></b> |       | <b>19</b>                              | <b>1.7</b>       |                  |            |           |  |
| i.         | Cement   | 23941 | 5                                      | 1.6              | M.Tons           | 802,289    | 537,089   | 149.4  |
| ii.        | Marble   | 23961 | 14                                     | 0.1              | M.Tons           | 451        | 435       | 103.7  |
| <b>14.</b> | <b><u>BASIC IRON &amp; STEEL METALS</u></b>      |       | <b>13</b>                              | <b>3.1</b>       |                  |            |           |  |
| i.         | Steel Products                                   | 24104 | 3                                      | 0.3              | M.Tons           | 19,812     | 9,504     | 208.5  |
| ii.        | M S Products                                     | 24106 | 10                                     | 2.8              | M.Tons           | 15,164     | 12,206    | 124.2  |
| <b>15.</b> | <b><u>FABRICATED METALS PRODUCTS</u></b>         |       | <b>1</b>                               | <b>0.4</b>       |                  |            |           |  |
| i.         | Safety Razor Blades                              | 25931 | 1                                      | 0.4              | "000" Nos.       | 45,674     | 40,750    | 112.1  |
| <b>16.</b> | <b><u>ELECTRICAL EQUIPMENT</u></b>               |       | <b>8</b>                               | <b>0.4</b>       |                  |            |           |  |
| i.         | Insulated Wire & Cables                          | 27320 | 8                                      | 0.4              | M.Tons           | 4,469      | 4,073     | 109.7  |
| <b>17.</b> | <b><u>MOTOR VEHICLES &amp; PARTS</u></b>         |       | <b>60</b>                              | <b>5.8</b>       |                  |            |           |  |
| i.         | Trucks   | 29101 | 13                                     | 0.4              | Nos.             | 206        | 304       | 67.8   |
| ii.        | Buses  | 29101 | 13                                     | 0.4              | Nos.             | 44         | 61        | 72.1   |
| iii.       | LCV'S  | 29101 | 13                                     | 0.4              | Nos.             | 38         | 495       | 7.7  |
| iv.        | Tractors   | 29101 | 13                                     | 0.4              | Nos.             | 3,839      | 2,003     | 191.7  |
| v.         | Cars   | 29101 | 13                                     | 0.4              | Nos.             | 4,271      | 15,506    | 27.5   |
| vi.        | Vans & Jeep                                      | 29101 | 13                                     | 0.4              | Nos.             | 1,062      | 1,881     | 56.5   |
| vii.       | Three Wheelers                                   | 29101 | 13                                     | 0.4              | Nos.             | 1,162      | 1,839     | 63.2   |
| viii.      | Auto parts                                       | 29301 | 28                                     | 2.2              | "000" Nos.       | 9,789      | 2,303     | 425.0  |
| ix.        | Motor Cycles                                     | 30911 | 19                                     | 0.5              | Nos.             | 85,413     | 107,282   | 79.6   |
| <b>18.</b> | <b><u>FURNITURE</u></b>                          |       | <b>6</b>                               | <b>0.1</b>       |                  |            |           |  |
| i.         | Sofa, Iron Chairs                                | 31001 | 6                                      | 0.1              | Nos.             | 370        | 366       | 101.1  |
|            |  |       | <b>641</b>                             | <b>84.0</b>      |                  |            |           |  |

**Table 6: Production of Selected Items Pertaining to Large-Scale Manufacturing Sector, (Jul-Nov) 2023-24 Vs (Jul-Nov) 2022-23**

| Sr. No.   | Industrial Sector/ Items                                       | PISIC | Sampled Industrial Units (CMI 2015-16) | WEIGHT (2015-16) | Unit of Quantity | Production        |                   | Index of Producti on in 2023-24 (Jul-Nov) with 2022-23 |
|-----------|--|-------|--|------------------|------------------|-------------------|-------------------|--|
|           |  |       |  |                  |                  | 2023-24 (Jul-Nov) | 2022-23 (Jul-Nov) |  |
| <b>1.</b> | <b><u>FOOD PRODUCTS</u></b>                                    |       | <b>209</b>                             | <b>12.3</b>      |                  |                   |                   |  |
| i.        | Vegetable Ghee   | 10401 | 25                                     | 2.1              | M.Tons           | 173,349           | 168,008           | 103.2  |
| ii.       | Cooking Oil  | 10401 | 25                                     | 2.1              | M.Tons           | 168,662           | 121,761           | 138.5  |
| iii.      | Liquid Milk  | 10501 | 3                                      | 1.1              | "000" Liters.    | 30,445            | 37,087            | 82.1   |
| iv.       | Wheat & Grain Milling  | 10611 | 36                                     | 0.6              | M.Tons           | 129,271           | 102,704           | 125.9  |
| v.        | Rice Milling   | 10612 | 65                                     | 1.9              | M.Tons           | 19,164            | 15,054            | 127.3  |
| vi.       | Biscuits & Rusk  | 10713 | 12                                     | 1.3              | M.Tons           | 64,490            | 80,150            | 80.5   |
| vii.      | Sugar  | 10721 | 27                                     | 1.3              | M.Tons           | 107,349           | 58,093            | 184.8  |
| viii.     | Chocolate & sugar confectionery                                | 10732 | 6                                      | 0.6              | M.Tons           | 1,827             | 1,793             | 101.9  |
| ix.       | Tea  | 10792 | 4                                      | 1.1              | M.Tons           | 22,076            | 17,723            | 124.6  |
| x.        | Animal/ Poultry Feeds  | 10802 | 6                                      | 0.3              | M.Tons           | 2,621             | 856               | 306.2  |
| <b>2.</b> | <b><u>BEVERAGES</u></b>  |       | <b>7</b>                               | <b>0.5</b>       |                  |                   |                   |  |
| i.        | Mineral/ Bottled Waters  | 11042 | 4                                      | 0.1              | "000" NOs.       | 327,312           | 157,466           | 207.9  |
| ii.       | Soft Drinks  | 11043 | 3                                      | 0.4              | "000" NOs.       | 265,288           | 284,408           | 93.3   |
| <b>3.</b> | <b><u>TEXTILES</u></b>   |       | <b>128</b>                             | <b>17.6</b>      |                  |                   |                   |  |
| i.        | Knitting Wool (Cotton Yarn)                                    | 13112 | 52                                     | 7.4              | M.Tons           | 174,432           | 196,891           | 88.6   |
| ii.       | Woolen Worsted Cloth (Cotton Fabric)                           | 13121 | 45                                     | 8.0              | "000" Sq. M      | 379,183           | 318,664           | 119.0  |
| iii.      | Terry Towel and Bath Robes (MM Yarn)                           | 13129 | 21                                     | 1.2              | M.Tons           | 61,510            | 65,621            | 93.7   |
| iv.       | Woolen Blankets  | 13921 | 10                                     | 1.0              | "000" NOs.       | 3,745             | 9,604             | 39.0   |
| <b>4.</b> | <b><u>WEARING APPAREL</u></b>                                  |       | <b>56</b>                              | <b>10.0</b>      |                  |                   |                   |  |
| i.        | Garments   | 14102 | 51                                     | 9.3              | Dozen            | 2,705,586         | 3,592,035         | 75.3   |
| ii.       | Hosiery, socks, tights etc.                                    | 14302 | 5                                      | 0.7              | Dozen            | 297,231           | 372,001           | 79.9   |
| <b>5.</b> | <b><u>LEATHER &amp; RELATED PRODUCTS</u></b>                   |       | <b>15</b>                              | <b>0.4</b>       |                  |                   |                   |  |
| i.        | Finished Leather/ Upper Leather                                | 15111 | 15                                     | 0.4              | "000" Sq. M.     | 2,556             | 2,063             | 123.9  |
| <b>6.</b> | <b><u>WOOD &amp; WOOD WORKS</u></b>                            |       | <b>2</b>                               | <b>0.1</b>       |                  |                   |                   |  |
| i.        | Plywood  | 16212 | 2                                      | 0.1              | "000" Sq.ft      | 22                | 45.0              | 48.9   |
| <b>7.</b> | <b><u>PAPER &amp; PAPER PRODUCTS</u></b>                       |       | <b>13</b>                              | <b>2.2</b>       |                  |                   |                   |  |
| i.        | Paper/ Paper Board (Writing Paper)                             | 17013 | 3                                      | 0.8              | M.Tons           | 2,286             | 2,052             | 111.4  |
| ii.       | Corrugated paper/ paperboard containers (Packaging)            | 17021 | 10                                     | 1.4              | M.Tons           | 18,510            | 23,231            | 79.7   |
| <b>8.</b> | <b><u>PRINTING &amp; RECORDED MEDIA</u></b>                    |       | <b>17</b>                              | <b>0.9</b>       |                  |                   |                   |  |
| i.        | Printing of Newspapers/ magazines                              | 18111 | 5                                      | 0.5              | M.Tons           | 2,513             | 3,314             | 75.8   |
| ii.       | Printing of books, brochures, maps etc. (Advertising Material) | 18112 | 10                                     | 0.1              | M.Tons           | 2,360             | 2,392             | 98.7   |
| iii.      | Printing of postage stamps, cheques etc. (Printing Papers)     | 18113 | 2                                      | 0.3              | M.Tons           | 1,837             | 3,048             | 60.3   |
| <b>9.</b> | <b><u>COKE &amp; REFINED PETROLEUM PRODUCTS</u></b>            |       | <b>9</b>                               | <b>12.4</b>      |                  |                   |                   |  |
| i.        | Motor Sprit  | 19201 | 3                                      | 5.6              | "000" Liters.    | 130,185           | 112,343           | 115.9  |
| ii.       | Kerosene oil   | 19201 | 3                                      | 5.6              | "000" Liters.    | 1,759             | 995               | 176.8  |
| iii.      | L.P.G  | 19203 | 9                                      | 0.1              | "000" Liters.    | 6,058             | 8,748             | 69.2   |
| iv.       | Naphtha Solvent  | 19203 | 9                                      | 0.1              | "000" Liters.    | 22,297            | 38,603            | 57.8   |
| v.        | H.S.D  | 19203 | 9                                      | 0.1              | "000" Liters.    | 606,977           | 500,447           | 121.3  |
| vi.       | Furnace Oil  | 19203 | 9                                      | 0.1              | "000" Liters.    | 299,345           | 267,028           | 112.1  |
| vii.      | ASPHALT 80-100   | 19203 | 9                                      | 0.1              | "000" Liters.    | 12,123            | 15,461            | 78.4   |

| Sr. No.    | Industrial Sector/ Items                         | PISIC | Sampled Industrial Units (CMI 2015-16) | WEIGHT (2015-16) | Unit of Quantity | Production        |                   | Index of Production in 2023-24 (Jul-Nov) with 2022-23 |
|------------|--|-------|--|------------------|------------------|-------------------|-------------------|---|
|            |  |       |  |                  |                  | 2023-24 (Jul-Nov) | 2022-23 (Jul-Nov) |   |
| viii.      | ASPHALT 60-70                                    | 19203 | 9                                      | 0.1              | "000" Liters.    | 23,110            | 52,198            | 44.3  |
| ix.        | Jet Fuel   | 19203 | 9                                      | 0.1              | "000" Liters.    | 47,652            | 69,358            | 68.7  |
| x.         | Lubricating Oil                                  | 19203 | 9                                      | 0.1              | "000" Liters.    | 50,826            | 62,472            | 81.4  |
| xi.        | Others Petroleum Products                        | 19203 | 9                                      | 0.1              | "000" Liters.    | 126,981           | 107,143           | 118.5   |
| <b>10.</b> | <b><u>CHEMICALS &amp; CHEMICALS PRODUCTS</u></b> |       | <b>14</b>                              | <b>5.8</b>       |                  |                   |                   |   |
| i.         | Sulphuric/ Hydrochloric Acid/ Alum Sulphate      | 20115 | 5                                      | 0.4              | M.Tons           | 25,024            | 20,709            | 120.8   |
| ii.        | Urea   | 20121 | 3                                      | 1.1              | M.Tons           | 1,135,559         | 1,295,134         | 87.7  |
| iii.       | Ammonia  | 20121 | 3                                      | 1.1              | M.Tons           | 351,003           | 367,880           | 95.4  |
| iv.        | DAP  | 20121 | 3                                      | 1.1              | M.Tons           | 119,013           | 226,776           | 52.5  |
| v.         | Washing Soap                                     | 20232 | 6                                      | 0.8              | M.Tons           | 29,411            | 131,844           | 22.3  |
| vi.        | Toilet Soap                                      | 20232 | 6                                      | 0.8              | M.Tons           | 21,469            | 22,398            | 95.9  |
| vii.       | Detergent Powder                                 | 20234 | 4                                      | 0.5              | M.Tons           | 120,622           | 158,375           | 76.2  |
| <b>11.</b> | <b><u>PHARMACEUTICAL PRODUCTS</u></b>            |       | <b>41</b>                              | <b>8.5</b>       |                  |                   |                   |   |
| i.         | Tablets  | 21001 | 41                                     | 1.7              | "000" NOs.       | 11,966,959        | 11,482,342        | 104.2   |
| ii.        | Liquid / Syrups                                  | 21001 | 41                                     | 1.7              | "000" Liters.    | 210,371           | 178,197           | 118.1   |
| iii.       | Injections                                       | 21001 | 41                                     | 1.7              | "000" NOs.       | 354,097           | 319,099           | 111.0   |
| iv.        | Capsules   | 21001 | 41                                     | 1.7              | "000" NOs.       | 985,571           | 963,129           | 102.3   |
| v.         | Ointments  | 21001 | 41                                     | 1.7              | KGs.             | 1,011,086         | 1,337,242         | 75.6  |
| <b>12.</b> | <b><u>RUBBER &amp; PLASTIC PRODUCTS</u></b>      |       | <b>23</b>                              | <b>1.8</b>       |                  |                   |                   |   |
| i.         | Motor Tires                                      | 22111 | 2                                      | 0.3              | Nos.             | 848,655           | 905,955           | 93.7  |
| ii.        | Plastic Products                                 | 22201 | 21                                     | 1.5              | M.Tons           | 28,761            | 41,184            | 69.8  |
| <b>13.</b> | <b><u>OTHER NON-METALIC MINERAL PRODUCTS</u></b> |       | <b>19</b>                              | <b>1.7</b>       |                  |                   |                   |   |
| i.         | Cement   | 23941 | 5                                      | 1.6              | M.Tons           | 3,544,287         | 3,153,216         | 112.4   |
| ii.        | Marble   | 23961 | 14                                     | 0.1              | M.Tons           | 2,252             | 2,362             | 95.3  |
| <b>14.</b> | <b><u>BASIC IRON &amp; STEEL METALS</u></b>      |       | <b>13</b>                              | <b>3.1</b>       |                  |                   |                   |   |
| i.         | Steel Products                                   | 24104 | 3                                      | 0.3              | M.Tons           | 78,681            | 51,621            | 152.4   |
| ii.        | M S Products                                     | 24106 | 10                                     | 2.8              | M.Tons           | 69,593            | 105,394           | 66.0  |
| <b>15.</b> | <b><u>FABRICATED METALS PRODUCTS</u></b>         |       | <b>1</b>                               | <b>0.4</b>       |                  |                   |                   |   |
| i.         | Safety Razor Blades                              | 25931 | 1                                      | 0.4              | "000" Nos.       | 254,615           | 200,604           | 126.9   |
| <b>16.</b> | <b><u>ELECTRICAL EQUIPMENT</u></b>               |       | <b>8</b>                               | <b>0.4</b>       |                  |                   |                   |   |
| i.         | Insulated Wire & Cables                          | 27320 | 8                                      | 0.4              | M.Tons           | 23,219            | 22,192            | 104.6   |
| <b>17.</b> | <b><u>MOTOR VEHICLES &amp; PARTS</u></b>         |       | <b>60</b>                              | <b>5.8</b>       |                  |                   |                   |   |
| i.         | Trucks   | 29101 | 13                                     | 0.4              | Nos.             | 864               | 1,553             | 55.6  |
| ii.        | Buses  | 29101 | 13                                     | 0.4              | Nos.             | 377               | 397               | 95.0  |
| iii.       | LCV'S  | 29101 | 13                                     | 0.4              | Nos.             | 929               | 2,988             | 31.1  |
| iv.        | Tractors   | 29101 | 13                                     | 0.4              | Nos.             | 21,276            | 13,030            | 163.3   |
| v.         | Cars   | 29101 | 13                                     | 0.4              | Nos.             | 25,727            | 57,620            | 44.6  |
| vi.        | Vans & Jeep                                      | 29101 | 13                                     | 0.4              | Nos.             | 6,291             | 10,480            | 60.0  |
| vii.       | Three Wheelers                                   | 29101 | 13                                     | 0.4              | Nos.             | 6,322             | 6,720             | 94.1  |
| viii.      | Auto parts                                       | 29301 | 28                                     | 2.2              | "000" Nos.       | 44,902            | 31,830            | 141.1   |
| ix.        | Motor Cycles                                     | 30911 | 19                                     | 0.5              | Nos.             | 468,510           | 654,877           | 71.5  |
| <b>18.</b> | <b><u>FURNITURE</u></b>                          |       | <b>6</b>                               | <b>0.1</b>       |                  |                   |                   |   |
| i.         | Sofa, Iron Chairs                                | 31001 | 6                                      | 0.1              | Nos.             | 1,859             | 1,756             | 105.9   |
|            |  |       | <b>641</b>                             | <b>84.0</b>      |                  |                   |                   |   |

Table 7: Employment in Selected Large-Scale Manufacturing Sector, Nov-2023 Vs Oct-2023

| Sr. No.     | Industrial Sector/ Items           | Sampled Industrial Units (CMI 2015-16) | Total Employees |          | Production Worker |          |
|-------------|------------------------------------|--|-----------------|----------|-------------------|----------|
|             |                                    |  | Nov:2023        | Oct:2023 | Nov:2023          | Oct:2023 |
| 1           | FOOD PRODUCTS                      | 209                                    | 23,184          | 22,908   | 15,648            | 15,422   |
| 2           | BEVERAGES                          | 7                                      | 5,156           | 5,156    | 1,172             | 1,172    |
| 3           | TEXTILES                           | 128                                    | 91,415          | 91,813   | 68,943            | 69,095   |
| 4           | WEARING APPAREL                    | 56                                     | 27,389          | 27,389   | 23,515            | 23,515   |
| 5           | LEATHER & RELATED PRODUCTS         | 15                                     | 4,100           | 4,127    | 3,620             | 3,648    |
| 6           | WOOD & WOOD WORKS                  | 2                                      | 383             | 380      | 320               | 318      |
| 7           | PAPER & PAPER PRODUCTS             | 13                                     | 2,100           | 2,103    | 1,443             | 1,456    |
| 8           | PRINTING & RECORDED MEDIA          | 17                                     | 3,944           | 3,944    | 2,777             | 2,777    |
| 9           | COKE & REFINED PETROLEUM PRODUCTS  | 9                                      | 1,212           | 1,203    | 906               | 903      |
| 10          | CHEMICALS & CHEMICALS PRODUCTS     | 14                                     | 6,939           | 6,899    | 5,289             | 5,257    |
| 11          | PHARMACEUTICAL PRODUCTS            | 41                                     | 14,639          | 14,587   | 10,048            | 9,998    |
| 12          | RUBBER & PLASTIC PRODUCTS          | 23                                     | 5,927           | 5,927    | 4,256             | 4,256    |
| 13          | OTHER NON-METALIC MINERAL PRODUCTS | 19                                     | 2,952           | 2,957    | 1,936             | 1,948    |
| 14          | BASIC IRON & STEEL METALS          | 13                                     | 1,097           | 1,103    | 849               | 855      |
| 15          | FABRICATED METALS PRODUCTS         | 1                                      | 510             | 510      | 478               | 478      |
| 16          | ELECTRICAL EQUIPMENT               | 8                                      | 7,035           | 7,035    | 5,384             | 5,384    |
| 17          | MOTOR VEHICLES & PARTS             | 60                                     | 9,497           | 9,284    | 6,977             | 7,000    |
| 18          | FURNITURE                          | 6                                      | 57              | 57       | 34                | 34       |
| Grand Total |                                    | 641                                    | 207,534         | 207,381  | 153,595           | 153,516  |

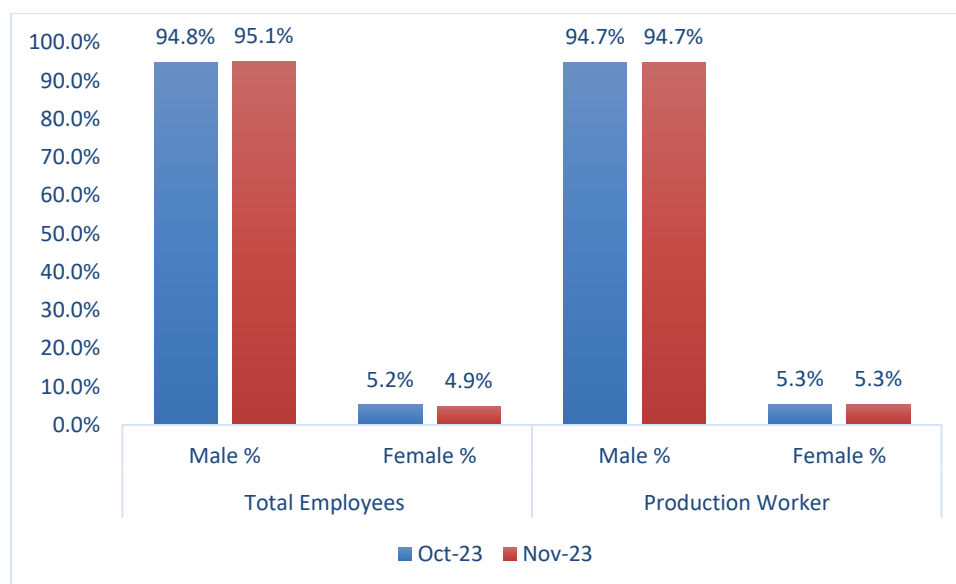
Table 8: Employment in Selected Large-Scale Manufacturing Sector, Nov-2023 Vs Nov-2022

| Sr. No.     | Industrial Sector/ Items           | Sampled Industrial Units (CMI 2015-16) | Total Employees |          | Production Worker |          |
|-------------|------------------------------------|--|-----------------|----------|-------------------|----------|
|             |                                    |  | Nov:2023        | Nov:2022 | Nov:2023          | Nov:2022 |
| 1           | FOOD PRODUCTS                      | 209                                    | 23,184          | 22,985   | 15,648            | 15,331   |
| 2           | BEVERAGES                          | 7                                      | 5,156           | 3,057    | 1,172             | 861      |
| 3           | TEXTILES                           | 128                                    | 91,415          | 106,351  | 68,943            | 80,329   |
| 4           | WEARING APPAREL                    | 56                                     | 27,389          | 27,434   | 23,515            | 23,682   |
| 5           | LEATHER & RELATED PRODUCTS         | 15                                     | 4,100           | 3,551    | 3,620             | 3,121    |
| 6           | WOOD & WOOD WORKS                  | 2                                      | 383             | 300      | 320               | 258      |
| 7           | PAPER & PAPER PRODUCTS             | 13                                     | 2,100           | 2,002    | 1,443             | 1,426    |
| 8           | PRINTING & RECORDED MEDIA          | 17                                     | 3,944           | 4,165    | 2,777             | 2,839    |
| 9           | COKE & REFINED PETROLEUM PRODUCTS  | 9                                      | 1,212           | 1,326    | 906               | 1,014    |
| 10          | CHEMICALS & CHEMICALS PRODUCTS     | 14                                     | 6,939           | 6,815    | 5,289             | 5,183    |
| 11          | PHARMACEUTICAL PRODUCTS            | 41                                     | 14,639          | 15,066   | 10,048            | 10,369   |
| 12          | RUBBER & PLASTIC PRODUCTS          | 23                                     | 5,927           | 4,708    | 4,256             | 3,418    |
| 13          | OTHER NON-METALIC MINERAL PRODUCTS | 19                                     | 2,952           | 2,979    | 1,936             | 1,936    |
| 14          | BASIC IRON & STEEL METALS          | 13                                     | 1,097           | 1,070    | 849               | 815      |
| 15          | FABRICATED METALS PRODUCTS         | 1                                      | 510             | 514      | 478               | 478      |
| 16          | ELECTRICAL EQUIPMENT               | 8                                      | 7,035           | 6,967    | 5,384             | 5,318    |
| 17          | MOTOR VEHICLES & PARTS             | 60                                     | 9,497           | 10,196   | 6,977             | 7,183    |
| 18          | FURNITURE                          | 6                                      | 57              | 57       | 34                | 34       |
| Grand Total |                                    | 641                                    | 207,534         | 219,544  | 153,595           | 163,595  |

Table 9: Gender wise Percentage of Employment in Selected Large-Scale Manufacturing Sector, Nov-2023

| Sr. No. | Industrial Sector/ Items           | Sampled Industrial Units (CMI 2015-16) | Total Employees |             | Production Worker |             |
|---------|------------------------------------|--|-----------------|-------------|-------------------|-------------|
|         |                                    |  | Male %          | Female %    | Male %            | Female %    |
| 1       | FOOD PRODUCTS                      | 209                                    | 99.3%           | 0.7%        | 99.7%             | 0.3%        |
| 2       | BEVERAGES                          | 7                                      | 98.3%           | 1.7%        | 95.8%             | 4.2%        |
| 3       | TEXTILES                           | 128                                    | 97.1%           | 2.9%        | 97.6%             | 2.4%        |
| 4       | WEARING APPAREL                    | 56                                     | 82.4%           | 17.6%       | 81.8%             | 17.6%       |
| 5       | LEATHER & RELATED PRODUCTS         | 15                                     | 98.5%           | 1.5%        | 99.3%             | 1.5%        |
| 6       | WOOD & WOOD WORKS                  | 2                                      | 97.6%           | 2.4%        | 100.0%            | 1.6%        |
| 7       | PAPER & PAPER PRODUCTS             | 13                                     | 94.9%           | 5.1%        | 99.8%             | 4.8%        |
| 8       | PRINTING & RECORDED MEDIA          | 17                                     | 98.4%           | 1.6%        | 100.0%            | 1.6%        |
| 9       | COKE & REFINED PETROLEUM PRODUCTS  | 9                                      | 95.5%           | 4.5%        | 95.7%             | 4.5%        |
| 10      | CHEMICALS & CHEMICALS PRODUCTS     | 14                                     | 97.9%           | 2.1%        | 98.5%             | 2.1%        |
| 11      | PHARMACEUTICAL PRODUCTS            | 41                                     | 86.3%           | 13.7%       | 82.4%             | 13.8%       |
| 12      | RUBBER & PLASTIC PRODUCTS          | 23                                     | 95.1%           | 4.9%        | 98.6%             | 4.9%        |
| 13      | OTHER NON-METALIC MINERAL PRODUCTS | 19                                     | 99.2%           | 0.8%        | 99.9%             | 1.1%        |
| 14      | BASIC IRON & STEEL METALS          | 13                                     | 100.0%          | 0.0%        | 100.0%            | 0.0%        |
| 15      | FABRICATED METALS PRODUCTS         | 1                                      | 100.0%          | 0.0%        | 100.0%            | 0.0%        |
| 16      | ELECTRICAL EQUIPMENT               | 8                                      | 98.0%           | 2.0%        | 98.2%             | 2.0%        |
| 17      | MOTOR VEHICLES & PARTS             | 60                                     | 97.6%           | 2.4%        | 98.3%             | 1.7%        |
| 18      | FURNITURE                          | 6                                      | 100.0%          | 0.0%        | 100.0%            | 0.0%        |
|         | <b>Grand Total</b>                 | <b>641</b>                             | <b>95.1%</b>    | <b>4.9%</b> | <b>94.7%</b>      | <b>5.3%</b> |

Figure 3: Chart of Gender wise Percentages of Employment in Large Scale Manufacturing Industries



## Annexure – A Proforma/ Questionnaire



GOVERNMENT OF SINDH  
PLANNING & DEVELOPMENT DEPARTMENT  
BUREAU OF STATISTICS

http://sbos.sindh.gov.pk  
Street-13, Block-8, Kehkashan Clifton, Karachi

|  |            |      |
|--|------------|------|
| The information supplied will be kept strictly confidential and will be used for statistical purpose only. | REPORT FOR |      |
|  | MONTH      | YEAR |
|  |            |      |

MONTHLY SURVEY OF INDUSTRIAL PRODUCTION AND EMPLOYMENT IN SINDH.

INDUSTRY CODE

|  |  |  |  |  |
|--|--|--|--|--|
|  |  |  |  |  |
|--|--|--|--|--|

Estb: Code

|  |  |  |  |
|--|--|--|--|
|  |  |  |  |
|--|--|--|--|

PART-I GENERAL PARTICULARS

i) Name and Address of the Establishment \_\_\_\_\_

ii) Name, Designation, Telephone, Cell and \_\_\_\_\_

Fax# of the person to be contacted. \_\_\_\_\_

iii) Website and E-mail Address \_\_\_\_\_

PART-II PRODUCTION DATA

| S.No | Major Items of Production | Code | Unit of Quantity | Code | Previous Month | Current Month | Reasons of Growth/ Decline |
|------|---------------------------|------|------------------|------|----------------|---------------|----------------------------|
|      |                           |      |                  |      |                |               |                            |
|      |                           |      |                  |      |                |               |                            |
|      |                           |      |                  |      |                |               |                            |

PART-III WORKING DAYS AND EMPLOYMENT

i) No. of days establishment worked \_\_\_\_\_

ii) No. of Production workers. \_\_\_\_\_

Male \_\_\_\_\_ Female \_\_\_\_\_ Total \_\_\_\_\_

iii) No. of Non production workers \_\_\_\_\_

Male \_\_\_\_\_ Female \_\_\_\_\_ Total \_\_\_\_\_

TOTAL ( ii + iii ) \_\_\_\_\_

Male \_\_\_\_\_ Female \_\_\_\_\_ Total \_\_\_\_\_

Note: Production Workers mean those who are directly associated with production. It includes those engaged in manufacturing, assembling packing repairing etc. Working Supervisor should also be included, Non production worker mean those who are not directly associated with production it includes Administrative Clerical and Services Staff like Chowkidar, Driver and Sweeper.

Signature \_\_\_\_\_

Designation \_\_\_\_\_

Date \_\_\_\_\_

---

## Annexure – B      Important Definitions

- Large Scale Manufacturing Industries

Establishments where 10 or more employees are working are called large Scale Manufacturing Industries.

- Employees

Employees mean all persons whether part time or full time who work in the establishments and receive remuneration in cash or in kind. Working proprietors, unpaid family workers and home workers are excluded from the category of employee. There are two types of employees Production Workers and Non-Production Workers.

- Production Workers

Are engaged in work directly associated with production like manufacturing, assembling, packing, repairing etc. Working supervisors and persons engaged for repairs and maintenance are also included.

- Non-Production Workers

Include administrative and professional employees, white-collar office employees, drivers, watchmen/ guards, peons, sweepers, office boys, etc.

---

## Annexure – C      Data Users

- Ministry of Industries & Production, Government of Pakistan.
- Planning & Development Department, Government of Sindh.
- Pakistan Bureau of Statistics, Government of Pakistan.
- State Bank of Pakistan.
- Research & Training Wing, Planning & Development Department, Government of Sindh.

## Annexure – D Census value added and Contribution to GDP

| Codes     | Industry Major Group                        | No. of Firms | Census Value Added at Market Price | Contribution to GDP at Market Price | Contribution to GDP at Producer Price | Contribution to GDP at Basic Price | Contribution to GDP at Factor Cost |
|-----------|---|--------------|------------------------------------|-------------------------------------|---------------------------------------|------------------------------------|------------------------------------|
| <b>C</b>  | <b>ALL INDUSTRIES</b>                       | <b>6299</b>  | <b>1929472066</b>                  | <b>1637834836</b>                   | <b>1268637678</b>                     | <b>1255894601</b>                  | <b>1182636295</b>                  |
| <b>10</b> | <b>FOOD PRODUCTS</b>                        | <b>1682</b>  | <b>295368858</b>                   | <b>235434110</b>                    | <b>203106723</b>                      | <b>197273490</b>                   | <b>195510704</b>                   |
| 10102     | Fresh, chilled or frozen meat               | 5            | 4691422                            | 2722767                             | 2682150                               | 2702246                            | 2702223                            |
| 10202     | Fish, crustacean & mollusc products         | 14           | 572126                             | 482976                              | 482976                                | 482644                             | 482349                             |
| 10302     | Preserving of fruit, nuts or vegetables     | 24           | 1497731                            | 951323                              | 951323                                | 951323                             | 951323                             |
| 10305     | Jams, jellies & marmalades                  | 2            | 4132058                            | 3095923                             | 1677737                               | 1677335                            | 1677335                            |
| 10401     | Crude / refined vegetable oils              | 164          | 70799514                           | 58992520                            | 55833158                              | 51485578                           | 50577888                           |
| 10405     | Cotton linters.                             | 131          | 7747677                            | 7144462                             | 7126701                               | 6585313                            | 6360547                            |
| 10406     | Oilcakes & others                           | 18           | 440116                             | 380259                              | 304810                                | 304810                             | 302778                             |
| 10501     | fresh liquid milk & milk-based drinks       | 8            | 20698635                           | 15127003                            | 14051823                              | 14061378                           | 14061378                           |
| 10506     | Ice cream & other edible ice.               |              |                                    |                                     |                                       |                                    |                                    |
| 10509     | Others n.e.c.                               | 10           | 156475                             | 126956                              | 121730                                | 121730                             | 121537                             |
| 10611     | Grain milling.                              | 221          | 8082300                            | 7195760                             | 7000605                               | 6997277                            | 6961744                            |
| 10612     | Rice milling.                               | 603          | 25774678                           | 24087309                            | 23944477                              | 24059175                           | 23881095                           |
| 10613     | Vegetable milling                           |              |                                    |                                     |                                       |                                    |                                    |
| 10621     | Starches from rice, potatoes, maize etc.    | 102          | 14368886                           | 12820492                            | 9319791                               | 9279365                            | 9255406                            |
| 10711     | Bread & rolls                               | 36           | 2522314                            | 2071664                             | 2008855                               | 1948380                            | 1944139                            |
| 10712     | Pastry, cakes, pies etc                     | 5            | 144870                             | 96387                               | 96387                                 | 96387                              | 96322                              |
| 10713     | Rusks, biscuits & bakery products           | 47           | 30635020                           | 23024946                            | 16769757                              | 16687098                           | 16683728                           |
| 10719     | Others n.e.c.                               | 24           | 1927248                            | 931039                              | 915004                                | 915004                             | 902820                             |
| 10721     | Sugar & sugar substitutes                   | 36           | 27320072                           | 24031576                            | 17337711                              | 16675155                           | 16664606                           |
| 10732     | Chocolate & sugar confectionery             | 32           | 12190966                           | 7521403                             | 7515126                               | 7515126                            | 7515047                            |
| 10792     | Blending of tea & mate                      | 7            | 34140036                           | 22815606                            | 13551283                              | 13551283                           | 13551283                           |
| 10794     | Infant formula or baby foods etc            |              |                                    |                                     |                                       |                                    |                                    |
| 10795     | Prepared foods/sandwiches, fresh pizza etc. | 3            | 2192123                            | 2115736                             | 2115335                               | 2115335                            |                                    |
| 10796     | Spices, sauces & condiments                 | 34           | 13626483                           | 9318342                             | 9318342                               | 9318342                            | 9318121                            |
| 10798     | Processing of salt                          | 15           | 136945                             | 123542                              | 123542                                | 123542                             | 123469                             |
| 10799     | Others n.e.c.                               | 94           | 6612861                            | 5947268                             | 5571412                               | 5648432                            | 5485615                            |
| 10802     | Prepared feeds for farm animals             | 47           | 4958300                            | 4308853                             | 4286690                               | 3971233                            | 3774615                            |
| <b>11</b> | <b>BEVERAGES</b>                            | <b>38</b>    | <b>22325221</b>                    | <b>19873504</b>                     | <b>13112942</b>                       | <b>10232864</b>                    | <b>10230926</b>                    |
| 11041     | Non-alcoholic beverages                     | 9            | 5045958                            | 4661248                             | 3388382                               | 3334412                            | 3332670                            |
| 11042     | Natural mineral waters/ bottled waters      | 17           | 1979406                            | 1596578                             | 1596578                               | 1596578                            | 1596578                            |
| 11043     | Soft drinks like lemonade, cola etc.        | 12           | 15299858                           | 13615678                            | 8127982                               | 5301874                            | 5301678                            |
| <b>12</b> | <b>TOBACCO PRODUCTS</b>                     | <b>10</b>    | <b>112570</b>                      | <b>107551</b>                       | <b>107551</b>                         | <b>107551</b>                      | <b>107551</b>                      |
| 12001     | Tobacco products & substitutes etc.         | 10           | 112570                             | 107551                              | 107551                                | 107551                             | 107551                             |
| <b>13</b> | <b>TEXTILES</b>                             | <b>1479</b>  | <b>313495611</b>                   | <b>257294210</b>                    | <b>243014510</b>                      | <b>243213252</b>                   | <b>241916885</b>                   |
| 13112     | Spinning of yarn or thread                  | 219          | 124719279                          | 104200299                           | 92716189                              | 92901931                           | 91784959                           |
| 13121     | Broad woven fabrics                         | 590          | 123627421                          | 101855663                           | 99846588                              | 99872516                           | 99763867                           |

| Codes     | Industry Major Group                           | No. of Firms | Census Value Added at Market Price | Contribution to GDP at Market Price | Contribution to GDP at Producer Price | Contribution to GDP at Basic Price | Contribution to GDP at Factor Cost |
|-----------|--|--------------|------------------------------------|-------------------------------------|---------------------------------------|------------------------------------|------------------------------------|
| 13129     | Others n.e.c.                                  | 227          | 17731571                           | 14620052                            | 14471382                              | 14471382                           | 14460481                           |
| 13131     | Bleaching & dyeing of fabrics                  | 223          | 19355753                           | 15557699                            | 15410689                              | 15406905                           | 15371102                           |
| 13921     | Madeup articles of any textile material        | 66           | 16611830                           | 12750176                            | 12690056                              | 12697607                           | 12690353                           |
| 13922     | Made-up furnishing articles                    | 9            | 3436413                            | 2084252                             | 2084252                               | 2084252                            | 2083372                            |
| 13930     | Floor coverings like carpets, rugs etc.        |              |                                    |                                     | 497798                                |                                    | 483307                             |
| 13941     | Twine, cordage, rope etc.                      | 6            | 844092                             | 685306                              | 5297555                               | 487158                             | 5279444                            |
| 13991     | Labels/ badges etc.                            | 12           | 3909019                            | 2623422                             |                                       | 2398751                            |                                    |
| 13992     | Tulles/ laces & other net fabrics              | 125          | 3238775                            | 2897385                             | 2881799                               | 2883311                            | 2871266                            |
| 13999     | Others n.e.c.                                  | 2            | 21460                              | 19957                               | 17005                                 | 9438                               | 9426                               |
| <b>14</b> | <b>WEARING APPAREL</b>                         | <b>652</b>   | <b>169706963</b>                   | <b>134640465</b>                    | <b>130863184</b>                      | <b>130834476</b>                   | <b>130221376</b>                   |
| 14101     | Wearing apparel of leather                     | 27           | 1492784                            | 888567                              | 887486                                | 887486                             | 868192                             |
| 14102     | Outerwear/ work wear                           | 524          | 153025309                          | 120139592                           | 116476136                             | 116458526                          | 115897861                          |
| 14103     | Underwear/ nightwear                           | 4            | 1884756                            | 1851744                             | 1797756                               | 1786658                            | 1753650                            |
| 14105     | Other clothing accessories                     | 5            | 4270505                            | 3276305                             | 3276305                               | 3276305                            | 3276173                            |
| 14302     | Hosiery, socks, tights & pantyhose etc         | 92           | 9033608                            | 8484257                             | 8425501                               | 8425501                            | 8425501                            |
| <b>15</b> | <b>LEATHER PRODUCTS</b>                        | <b>111</b>   | <b>7019933</b>                     | <b>4955482</b>                      | <b>4953790</b>                        | <b>4941630</b>                     | <b>4932933</b>                     |
| 15111     | Tanning/ dressing of hides & skins             | 87           | 6478115                            | 4508141                             | 4506449                               | 4494289                            | 4485592                            |
| 15121     | Luggage, h&bags etc.                           |              |                                    |                                     |                                       |                                    |                                    |
| 15122     | Articles of leather etc.                       | 16           | 499068                             | 404591                              |                                       | 404591                             |                                    |
| 15201     | Footwear                                       | 8            | 42750                              | 42750                               | 42750                                 | 42750                              | 42750                              |
| <b>16</b> | <b>WOOD AND WOOD PRODUCTS</b>                  | <b>29</b>    | <b>3329177</b>                     | <b>3154918</b>                      | <b>3005512</b>                        | <b>2752293</b>                     | <b>2746302</b>                     |
| 16101     | Sawmilling & planing of wood                   |              |                                    |                                     |                                       |                                    |                                    |
| 16102     | Wooden railway sleepers                        | 5            | 1344718                            | 1327778                             | 1297778                               | 1290778                            | 1290278                            |
| 16212     | Playwood/ veneer panel/laminated sheets        | 5            | 633885                             | 535131                              | 535131                                | 535131                             | 534014                             |
| 16213     | Particle board/densified wood etc.             | 14           | 1320831                            | 1266455                             | 1147477                               | 901259                             | 897332                             |
| 16221     | Wooden goods of construction industry          | 2            | 9797                               | 429                                 | 9369                                  | 9369                               | 9000                               |
| 16231     | Packing boxes, crates, drums of wood           |              |                                    |                                     |                                       |                                    |                                    |
| 16291     | Wooden products                                | 3            | 19946                              | 15757                               |                                       | 15757                              |                                    |
| <b>17</b> | <b>PAPER AND PAPER PRODUCTS</b>                | <b>202</b>   | <b>38156856</b>                    | <b>34732893</b>                     | <b>33342147</b>                       | <b>33150341</b>                    | <b>33147339</b>                    |
| 17013     | Paper & paperboard                             | 50           | 11831699                           | 11441753                            | 10600137                              | 10599816                           | 10599575                           |
| 17019     | Others n.e.c.                                  | 2            | 77682                              | 57619                               | 57619                                 | 57619                              | 57384                              |
| 17021     | Corrugated paper/ paperboard containers        | 131          | 20563452                           | 18371694                            | 18060989                              | 18059374                           | 18057009                           |
| 17022     | Sacks, bags & similar articles of paper        | 2            | 571529                             | 558588                              | 558588                                | 558588                             | 558588                             |
| 17091     | Personal hygiene paper product                 | 14           | 3435547                            | 2999684                             | 2772851                               | 2640062                            | 2639934                            |
| 17099     | Others n.e.c.                                  | 3            | 1676948                            | 1303555                             | 1291962                               | 1234883                            | 1234848                            |
| <b>18</b> | <b>PRINTING/REPRODUCTION OF RECORDED MEDIA</b> | <b>121</b>   | <b>18845335</b>                    | <b>16376532</b>                     | <b>13616723</b>                       | <b>13420174</b>                    | <b>13397044</b>                    |
| 18111     | Printing of newspapers/ magazines              | 76           | 7987871                            | 6207287                             | 6207287                               | 6207287                            | 6207287                            |
| 18112     | Printing of books, brochures, maps etc         | 19           | 891538                             | 769855                              | 689057                                | 689057                             | 687472                             |
| 18113     | Printing of postage stamps, chequesetc         | 2            | 5933099                            | 5807125                             | 4200445                               | 4200445                            | 4197576                            |

| Codes     | Industry Major Group                       | No. of Firms | Census Value Added at Market Price | Contribution to GDP at Market Price | Contribution to GDP at Producer Price | Contribution to GDP at Basic Price | Contribution to GDP at Factor Cost |
|-----------|--|--------------|------------------------------------|-------------------------------------|---------------------------------------|------------------------------------|------------------------------------|
| 18114     | Printing of diaries & calendars etc        | 4            | 220954                             | 198237                              | 198237                                | 198237                             | 195726                             |
| 18115     | Printing on textile, glass, metal, wood    |              |                                    |                                     |                                       |                                    |                                    |
| 18123     | Plate/image-making setting services        | 20           | 3811872                            | 3394028                             |                                       | 2125148                            |                                    |
| <b>19</b> | <b>COKE AND REFINED PETROLEUM PRODUCTS</b> | <b>30</b>    | <b>330972023</b>                   | <b>336316961</b>                    | <b>157836806</b>                      | <b>155317906</b>                   | <b>86772288</b>                    |
| 19201     | Production of motor fuel/ kerosene etc.    | 4            | 312150503                          | 318793368                           | 141319068                             | 138803695                          | 70338496                           |
| 19203     | Oil-based lubricating oils or greases      | 26           | 18821520                           | 17523593                            | 16517739                              | 16514210                           | 16433792                           |
| <b>20</b> | <b>CHEMICALS AND CHEMICAL PRODUCTS</b>     | <b>265</b>   | <b>180017467</b>                   | <b>133587473</b>                    | <b>108318466</b>                      | <b>122495044</b>                   | <b>122396819</b>                   |
| 20111     | Inorganic industrial/ medical gases        | 62           | 14866312                           | 11164345                            | 11103419                              | 11103419                           | 11096743                           |
| 20112     | Dyes & pigments in basic form              | 10           | 6965417                            | 5530983                             | 5034056                               | 5021496                            | 5019965                            |
| 20113     | Manufacture of inorganic acids & bases     | 3            | 1089090                            | 884711                              | 563548                                | 563548                             | 563548                             |
| 20115     | Basic organic chemicals                    | 9            | 5155954                            | 4829843                             | 4829843                               | 4829843                            | 4829843                            |
| 20119     | Others n.e.c.                              | 9            | 9238594                            | 6860806                             | 4224884                               | 4200636                            | 4200581                            |
| 20121     | Fertilizers                                | 7            | 48767039                           | 37318056                            | 27473486                              | 41942632                           | 41942632                           |
| 20131     | Plastics in primary forms                  | 10           | 13288212                           | 10957012                            | 6108881                               | 5929461                            | 5922377                            |
| 20211     | Insecticides/ fungicides/ herbicides       | 11           | 5647603                            | 4828955                             | 4717989                               | 4717989                            | 4702696                            |
| 20219     | Other agrochemical products n.e.c.         | 2            | 44351                              | 37205                               | 37205                                 | 37205                              | 37035                              |
| 20221     | Paints & varnishes etc                     |              |                                    |                                     |                                       |                                    |                                    |
| 20227     | Printing ink                               | 32           | 13496566                           | 13034327                            |                                       | 12876110                           |                                    |
| 20232     | Soap                                       | 38           | 33553981                           | 21052698                            | 19866228                              | 19864240                           | 19862344                           |
| 20234     | Detergent, dish-washing preparation etc    | 2            | 19283996                           | 11770543                            | 6491360                               | 6491360                            | 6491330                            |
| 20236     | Perfumes & toilet preparations             | 30           | 6170308                            | 3552619                             | 3447095                               | 3440426                            | 3395055                            |
| 20292     | Gelatine/ glues & prepared adhesives       | 21           | 470580                             | 306592                              | 241270                                | 238852                             | 238591                             |
| 20294     | Photographic plates, films etc             | 3            | 505003                             | 394185                              | 297507                                | 280490                             | 277023                             |
| 20299     | Others n.e.c.                              |              |                                    |                                     |                                       |                                    |                                    |
| 20303     | Synthetic or artificial filament yarn      | 16           | 1474461                            | 1064592                             |                                       | 957337                             |                                    |
| <b>21</b> | <b>BASIC PHARMACEUTICAL PRODUCTS</b>       | <b>211</b>   | <b>156476332</b>                   | <b>110258572</b>                    | <b>108968543</b>                      | <b>108983038</b>                   | <b>108369168</b>                   |
| 21001     | Medicinal active substances                | 195          | 153612183                          | 108001189                           | 107026665                             | 107049946                          | 106439059                          |
| 21003     | Medicaments/ homeopathic preparations      | 12           | 1123270                            | 1024144                             | 1013895                               | 1013895                            | 1013283                            |
| 21009     | Other such activities n.e.c.               | 4            | 1740879                            | 1233238                             | 927983                                | 919196                             | 916826                             |
| <b>22</b> | <b>RUBBER AND PLASTICS PRODUCTS</b>        | <b>215</b>   | <b>32276858</b>                    | <b>29606359</b>                     | <b>26288588</b>                       | <b>26172973</b>                    | <b>26161364</b>                    |
| 22111     | Rubber tyres                               | 5            | 4513573                            | 3911265                             | 3911265                               | 3911265                            | 3911265                            |
| 22191     | Other products of rubber                   | 17           | 3086850                            | 2863359                             | 2585325                               | 2585325                            | 2583326                            |
| 22201     | Plastic products for packing of goods      | 172          | 23718343                           | 21982104                            | 18950371                              | 18834755                           | 18825900                           |
| 22203     | Plastic tableware, kitchenware etc         | 12           | 695602                             | 642874                              | 638206                                | 638206                             | 637793                             |
| 22209     | Other diverse plastic products             | 9            | 262491                             | 206757                              | 203421                                | 203421                             | 203080                             |
| <b>23</b> | <b>OTHER NON-METALLIC MINERAL PRODUCTS</b> | <b>548</b>   | <b>54492837</b>                    | <b>49618700</b>                     | <b>37396922</b>                       | <b>36149990</b>                    | <b>36103688</b>                    |
| 23101     | Flat glass/ glass paving blocks            | 24           | 4822650                            | 3983568                             | 3983568                               | 3983568                            | 3978788                            |
| 23102     | Glass mirror/ bottle/ drinking glass       | 4            | 19133                              | 18928                               | 18928                                 | 18928                              | 18928                              |

| Codes     | Industry Major Group                                    | No. of Firms | Census Value Added at Market Price | Contribution to GDP at Market Price | Contribution to GDP at Producer Price | Contribution to GDP at Basic Price | Contribution to GDP at Factor Cost |
|-----------|---|--------------|------------------------------------|-------------------------------------|---------------------------------------|------------------------------------|------------------------------------|
| 23103     | Pharmaceutical glassware etc.                           | 5            | 438900                             | 365862                              | 289479                                | 266453                             | 265504                             |
| 23921     | Ceramic tiles, mosaic cubes etc.                        | 2            | 2868320                            | 2346650                             | 1408157                               | 1408157                            | 1408157                            |
| 23922     | Non-refractory clay building materials                  |              |                                    |                                     |                                       |                                    |                                    |
| 23923     | Ceramic sanitary fixtures                               | 351          | 6528014                            | 6356491                             | 5240193                               | 5289589                            | 5262619                            |
| 23931     | Ceramic tableware & domestic articles                   | 9            | 223482                             | 192541                              | 190598                                | 190598                             | 190598                             |
| 23941     | Clinkers & hydraulic cement                             | 5            | 34050113                           | 31215404                            | 21206054                              | 19875074                           | 19875074                           |
| 23951     | Precast concrete, cement or stone                       | 48           | 3791961                            | 3512195                             | 3447479                               | 3503864                            | 3491049                            |
| 23961     | Cutting, shaping & finishing of stone                   | 100          | 1750264                            | 1627063                             | 1612466                               | 1613759                            | 1612971                            |
| <b>24</b> | <b>BASIC METALS</b>                                     | <b>126</b>   | <b>75764546</b>                    | <b>69810955</b>                     | <b>53381662</b>                       | <b>51791999</b>                    | <b>51715787</b>                    |
| 24103     | Pure iron, granular iron & iron powder                  |              |                                    |                                     |                                       |                                    |                                    |
| 24104     | Remelting of scrap ingot of iron/ steel                 | 2            | 4290468                            | 3701246                             | 3524460                               | 3524460                            | 3522789                            |
| 24106     | Hot/cold-rolled products of steel                       | 81           | 48029391                           | 45718917                            | 36411991                              | 35529729                           | 35525285                           |
| 24108     | Welded tubes & pipes of steel                           | 22           | 20955136                           | 18192668                            | 11908986                              | 11202944                           | 11136814                           |
| 24109     | Others n.e.c.   | 4            | 349660                             | 346050                              | 343960                                | 343960                             | 343960                             |
| 24202     | Aluminium & alloys                                      |              |                                    |                                     |                                       |                                    |                                    |
| 24206     | Chrome, manganese, nickel & alloys etc                  | 13           | 1158257                            | 1106584                             | 734692                                | 733333                             | 729467                             |
| 24311     | Casting of iron   |              |                                    |                                     |                                       |                                    |                                    |
| 24312     | Casting of steel  | 4            | 981634                             | 745490                              | 457573                                | 457573                             | 457472                             |
| <b>25</b> | <b>FABRICATED METAL PRODUCTS</b>                        | <b>53</b>    | <b>7699426</b>                     | <b>6140873</b>                      | <b>5520704</b>                        | <b>5518967</b>                     | <b>5506720</b>                     |
| 25111     | Metal framework/ skeleton etc                           |              |                                    |                                     |                                       |                                    |                                    |
| 25112     | Metal door, window, shutter, gates etc                  | 8            | 185254                             | 180117                              | 179292                                | 179292                             | 172037                             |
| 25119     | Others n.e.c.   | 3            | 137574                             | 132900                              | 132055                                | 132055                             | 131991                             |
| 25122     | Metal containers for gas                                | 2            | 69020                              | 59806                               | 59806                                 | 59806                              | 59806                              |
| 25132     | Parts for marine or power boilers/ nuclear reactors etc | 2            | 247588                             | 197630                              | 146662                                | 144925                             | 143509                             |
| 25932     | Knives, h& tools, saw blades etc                        |              |                                    |                                     |                                       |                                    |                                    |
| 25934     | Other tools of such nature n.e.c.                       | 7            | 5037857                            | 3730467                             | 3205565                               | 3205565                            | 3205449                            |
| 25991     | Cans, drums, buckets, boxes, tins etc                   | 8            | 460795                             | 432866                              | 406203                                | 406203                             | 404344                             |
| 25997     | Various metal articles                                  | 5            | 1101732                            | 1030212                             | 1014246                               | 1014246                            | 1014226                            |
| 25999     | Others n.e.c.   | 18           | 459606                             | 376875                              | 376875                                | 376875                             | 375357                             |
| <b>26</b> | <b>COMPUTER, ELECTRONIC AND OPTICAL PRODUCTS</b>        | <b>6</b>     | <b>366815</b>                      | <b>278620</b>                       | <b>278544</b>                         | <b>278544</b>                      | <b>278544</b>                      |
| 26409     | Others n.e.c.   | 2            | 4809                               | 3732                                | 3732                                  | 3732                               | 3732                               |
| 26516     | Scales, balances & laboratory apparatus                 | 2            | 226030                             | 168805                              | 168729                                | 168729                             | 168729                             |
| 26602     | Electro medical/ electrotherapeutic equipment           |              |                                    |                                     |                                       |                                    |                                    |
| 26801     | Audio & video tapes/ cassettes                          | 2            | 135976                             | 106083                              | 106083                                | 106083                             | 106083                             |
| <b>27</b> | <b>ELECTRICAL EQUIPMENT</b>                             | <b>87</b>    | <b>61567697</b>                    | <b>49378704</b>                     | <b>28883717</b>                       | <b>28604815</b>                    | <b>28555499</b>                    |
| 27101     | Electric transformers                                   | 3            |                                    |                                     |                                       |                                    |                                    |
| 27102     | Electric motors/ power generators etc                   | 3            | 761401                             | 761335                              | 761335                                | 761335                             | 761335                             |
| 27103     | Electric power distribution panel etc.                  |              |                                    |                                     |                                       |                                    |                                    |
| 27104     | Switchboard apparatus, fuses, switches                  | 6            | 6274070                            | 3906741                             | 2169952                               | 2178182                            | 2178048                            |

| Codes     | Industry Major Group                     | No. of Firms | Census Value Added at Market Price | Contribution to GDP at Market Price | Contribution to GDP at Producer Price | Contribution to GDP at Basic Price | Contribution to GDP at Factor Cost |
|-----------|--|--------------|------------------------------------|-------------------------------------|---------------------------------------|------------------------------------|------------------------------------|
| 27109     | Others n.e.c.                            | 11           | 234313                             | 225703                              | 223614                                | 223614                             | 223590                             |
| 27203     | Lead acid/ lithium/ dry/ wet batteries   | 8            | 33295202                           | 27370821                            | 13305137                              | 13290217                           | 13289923                           |
| 27320     | Insulated wire & cable                   | 24           | 11509047                           | 9058281                             | 4722689                               | 4670315                            | 4670211                            |
| 27401     | Lamps, bulbs, ch&eliers,lanterns etc.    | 3            | 515976                             | 439979                              | 218190                                | 135293                             |                                    |
| 27501     | Domestic electric appliances             |              |                                    |                                     |                                       |                                    |                                    |
| 27503     | Domestic non-electric cooking equipment  | 23           | 8825577                            | 7514697                             |                                       | 7261919                            |                                    |
| 27909     | Others n.e.c.                            | 6            | 152110                             | 101147                              | 85477                                 | 83939                              | 74612                              |
| <b>28</b> | <b>MACHINERY AND EQUIPMENT N.E.C.</b>    | <b>97</b>    | <b>8741949</b>                     | <b>7953079</b>                      | <b>7648415</b>                        | <b>7646414</b>                     | <b>7642752</b>                     |
| 28132     | Pumps for liquids                        | 12           | 4818692                            | 4702476                             | 4694384                               | 4694384                            | 4694384                            |
| 28133     | Pumps for engines/ motor vehicle pumps   |              |                                    |                                     |                                       |                                    |                                    |
| 28134     | Industrial taps/ valves & h& pump etc    | 2            | 290734                             | 241313                              |                                       | 241313                             |                                    |
| 28191     | Industrial freezing equipment etc        | 2            | 35294                              | 33131                               | 25827                                 | 25827                              | 25535                              |
| 28193     | Filtering or purifying machinery         |              |                                    |                                     |                                       |                                    |                                    |
| 28198     | Parts for general-purpose machinery      | 59           | 1060242                            | 797959                              |                                       | 791134                             |                                    |
| 28199     | Others n.e.c.                            | 3            | 57909                              | 51040                               | 50820                                 | 50820                              | 50637                              |
| 28211     | Tractors                                 | 2            | 518707                             | 363929                              | 363929                                | 363929                             | 363929                             |
| 28214     | Soil preparation, planting machinery     | 2            | 239900                             | 239842                              | 239842                                | 239842                             | 239842                             |
| 28219     | Diverse agricultural machinery           | 3            | 59372                              | 58797                               | 58797                                 | 58797                              | 58797                              |
| 28222     | Tools for grinding, drilling, boring     | 3            | 180601                             | 168251                              | 167451                                | 167451                             | 167351                             |
| 28259     | Food processing machinery                |              |                                    |                                     |                                       |                                    |                                    |
| 28261     | Textile machinery                        | 9            | 1480498                            | 1296340                             | 1014919                               | 1012918                            | 1012233                            |
| <b>29</b> | <b>MOTOR VEHICLES, TRAILERS AND SEMI</b> | <b>227</b>   | <b>132405145</b>                   | <b>121484559</b>                    | <b>77294612</b>                       | <b>65727682</b>                    | <b>65654221</b>                    |
| 29101     | Passenger cars, commercial busses etc    | 12           | 95827262                           | 88108702                            | 49222447                              | 38468944                           | 38440702                           |
| 29202     | Trailers & semi-trailers                 | 7            | 83107                              | 78976                               | 77656                                 | 77656                              | 76246                              |
| 29301     | Parts & accessories for motor vehicles   | 208          | 36494776                           | 33296881                            | 27994509                              | 27181083                           | 27137273                           |
| <b>30</b> | <b>OTHER TRANSPORT EQUIPMENT</b>         | <b>21</b>    | <b>15561519</b>                    | <b>12169351</b>                     | <b>7124438</b>                        | <b>6754555</b>                     | <b>6754021</b>                     |
| 30911     | Motorcycles, engines for motorcycles     | 13           | 15423277                           | 12044182                            | 7003491                               | 6637913                            | 6637577                            |
| 30912     | Parts & accessories for motorcycles      | 8            | 138242                             | 125169                              | 120947                                | 116642                             | 116444                             |
| <b>31</b> | <b>FURNITURE</b>                         | <b>31</b>    | <b>1394624</b>                     | <b>1335715</b>                      | <b>1264409</b>                        | <b>1217831</b>                     | <b>1209238</b>                     |
| 31001     | Furniture & fixtures                     | 27           | 1361286                            | 1303777                             | 1232771                               | 1186193                            | 1177980                            |
| 31004     | Furniture for kitchen bedrooms etc.      | 4            | 33338                              | 31938                               | 31638                                 | 31638                              | 31258                              |
| <b>32</b> | <b>OTHER MANUFACTURING</b>               | <b>58</b>    | <b>3374305</b>                     | <b>3325248</b>                      | <b>3308771</b>                        | <b>3308771</b>                     | <b>3305127</b>                     |
| 32113     | Jewellery, goldsmiths' articles.         |              |                                    |                                     |                                       |                                    |                                    |
| 32121     | Costume or imitation jewellery.          | 35           | 461839                             | 457879                              | 441402                                | 441402                             | 440949                             |
| 32509     | Others n.e.c.                            | 9            | 469024                             | 448161                              | 448161                                | 448161                             | 445469                             |
| 32902     | Brooms & brushes.                        | 2            | 124623                             | 119889                              | 119889                                | 119889                             | 119889                             |
| 32903     | Pens, pencils & stamps etc.              | 5            | 2130480                            | 2130480                             | 2130480                               | 2130480                            | 2130480                            |
| 32909     | Others n.e.c.                            | 7            | 188338                             | 168839                              | 168839                                | 168839                             | 168340                             |

## Annexure – E Item wise Production Weights for Sindh

| Industrial Sector/ Items                                       | PISC  | Unit of Quantity | Sindh Weight based on CMI 2015-16 |
|--|-------|------------------|-----------------------------------|
| <b>10-FOOD PRODUCTS</b>  |       |                  | <b>12.3</b>                       |
| Vegetable Ghee   | 10401 | M.Tons           | 2.1                               |
| Cooking Oil  | 10401 | M.Tons           | 2.1                               |
| Liquid Milk  | 10501 | "000" Liters.    | 1.1                               |
| Wheat & Grain Milling  | 10611 | M.Tons           | 0.6                               |
| Rice Milling   | 10612 | M.Tons           | 1.9                               |
| Biscuits& Rusk   | 10713 | M.Tons           | 1.3                               |
| Sugar  | 10721 | M.Tons           | 1.3                               |
| Chocolate & sugar confectionery                                | 10732 | M.Tons           | 0.6                               |
| Tea  | 10792 | M.Tons           | 1.1                               |
| Animal/ Polutry Feeds  | 10802 | M.Tons           | 0.3                               |
| <b>11-BEVERAGES</b>  |       |                  | <b>0.5</b>                        |
| Mineral/ Bottled Waters  | 11042 | "000" NOs.       | 0.1                               |
| Soft Drinks  | 11043 | "000" NOs.       | 0.4                               |
| <b>13-TEXTILES</b>   |       |                  | <b>17.6</b>                       |
| Kintting Wool (Cotton Yarn)                                    | 13112 | M.Tons           | 7.4                               |
| Woolen Worsted Cloth (Cotton Fabric)                           | 13121 | "000" Sq. M      | 8.0                               |
| Terry Towel and Bath Robes (MM Yarn)                           | 13129 | M.Tons           | 1.2                               |
| Woollen Blankets   | 13921 | 000'Nos.         | 1.0                               |
| <b>14-WEARING APPAREL</b>                                      |       |                  | <b>10.0</b>                       |
| Garments   | 14102 | Dozen            | 9.3                               |
| Hosiery, socks, tights etc.                                    | 14302 | Dozen            | 0.7                               |
| <b>15-LEATHER &amp; RELATED PRODUCTS</b>                       |       |                  | <b>0.4</b>                        |
| Finished Leather/ Upper Leather                                | 15111 | "000" Sq. M.     | 0.4                               |
| <b>16-WOOD &amp; WOOD WORKS</b>                                |       |                  | <b>0.1</b>                        |
| Plywood  | 16212 | "000" Sq. ft.    | 0.1                               |
| <b>17-PAPER &amp; PAPER PRODUCTS</b>                           |       |                  | <b>2.2</b>                        |
| Paper/ Paper Board (Writing Paper)                             | 17013 | M.Tons           | 0.8                               |
| Corrugated paper/ paperboard containers (Packaging)            | 17021 | M.Tons           | 1.4                               |
| <b>18-PRINTING &amp; RECORDED MEDIA</b>                        |       |                  | <b>0.9</b>                        |
| Printing of Newspapers/ magazines                              | 18111 | M.Tons           | 0.5                               |
| Printing of books, brochures, maps etc. (Advertizing Material) | 18112 | M.Tons           | 0.1                               |
| Prining of postage stamps, cheques etc. (Printing Papers)      | 18113 | M.Tons           | 0.3                               |
| <b>19-COKE &amp; REFINED PETROLEUM PRODUCTS</b>                |       |                  | <b>12.4</b>                       |
| Motor Sprit  | 19201 | "000" Liters.    | 5.6                               |
| Kerosene oil   | 19201 | "000" Liters.    | 5.6                               |
| L.P.G  | 19203 | "000" Liters.    | 0.1                               |
| NapthaSolvant  | 19203 | "000" Liters.    | 0.1                               |
| H.S.D  | 19203 | "000" Liters.    | 0.1                               |
| Furnace Oil  | 19203 | "000" Liters.    | 0.1                               |
| ASPHALT 80-100   | 19203 | "000" Liters.    | 0.1                               |
| ASPHALT 60-70  | 19203 | "000" Liters.    | 0.1                               |

| Industrial Sector/ Items                     | PISC  | Unit of Quantity | Sindh Weight based on CMI 2015-16 |
|--|-------|------------------|-----------------------------------|
| Jet Fuel                                     | 19203 | "000" Liters.    | 0.1                               |
| Lubricating Oil                              | 19203 | "000" Liters.    | 0.1                               |
| Others Petroleum Products                    | 19203 | "000" Liters.    | 0.1                               |
| <b>20-CHEMICALS &amp; CHEMICALS PRODUCTS</b> |       |                  | <b>5.8</b>                        |
| Surphuric/ Hydrochloric Acid/ Alum Sulphate  | 20115 | M.Tons           | 0.4                               |
| Urea   | 20121 | M.Tons           | 1.1                               |
| Amonia                                       | 20121 | M.Tons           | 1.1                               |
| DAP  | 20121 | M.Tons           | 1.1                               |
| Washing Soap                                 | 20232 | M.Tons           | 0.8                               |
| Toilet Soap                                  | 20232 | M.Tons           | 0.8                               |
| Detergent Powder                             | 20234 | M.Tons           | 0.5                               |
| <b>21-PHARMACEUTICAL PRODUCTS</b>            |       |                  | <b>8.5</b>                        |
| Tablets                                      | 21001 | "000" NOs.       | 1.7                               |
| Liquied/ Syrups                              | 21001 | "000" Liters.    | 1.7                               |
| Injections                                   | 21001 | "000" NOs.       | 1.7                               |
| Capsules                                     | 21001 | "000" NOs.       | 1.7                               |
| Ointments                                    | 21001 | KGs.             | 1.7                               |
| <b>22-RUBBER &amp; PLASTIC PRODUCTS</b>      |       |                  | <b>1.8</b>                        |
| Motor Tyres                                  | 22111 | Nos.             | 0.3                               |
| Plastic Products                             | 22201 | M.Tons           | 1.5                               |
| <b>23-OTHER NON-METALIC MINERAL PRODUCTS</b> |       |                  | <b>1.7</b>                        |
| Cement                                       | 23941 | M.Tons           | 1.6                               |
| Marble                                       | 23961 | M.Tons           | 0.1                               |
| <b>24-BASIC IRON &amp; STEEL METALS</b>      |       |                  | <b>3.1</b>                        |
| Steel Products                               | 24104 | M.Tons           | 0.3                               |
| M S Products                                 | 24106 | M.Tons           | 2.8                               |
| <b>25-FABRICATED METALS PRODUCTS</b>         |       |                  | <b>0.4</b>                        |
| Safety Razor Blades                          | 25931 | "000" Nos.       | 0.4                               |
| <b>27-ELECTRICAL EQUIPMENT</b>               |       |                  | <b>0.4</b>                        |
| Insulated Wire & Cables                      | 27320 | M.Tons           | 0.4                               |
| <b>29-MOTOR VEHICLES &amp; PARTS</b>         |       |                  | <b>5.8</b>                        |
| Trucks                                       | 29101 | Nos.             | 0.4                               |
| Buses  | 29101 | Nos.             | 0.4                               |
| LCV'S  | 29101 | Nos.             | 0.4                               |
| Tractors                                     | 29101 | Nos.             | 0.4                               |
| Cars   | 29101 | Nos.             | 0.4                               |
| Vans & Jeep                                  | 29101 | Nos.             | 0.4                               |
| Three Wheelers                               | 29101 | Nos.             | 0.4                               |
| Autoparts                                    | 29301 | 000'Nos.         | 2.2                               |
| Motor Cycles                                 | 30911 | Nos.             | 0.5                               |
| <b>31-FURNITURE</b>                          |       |                  | <b>0.1</b>                        |
| Sofa, Iron Chairs                            | 31001 | Nos.             | 0.1                               |
| <b>Total</b>                                 |       |                  | <b>84.0</b>                       |

## Annexure – F Monthly Item wise Time Series of Production

| Sectors/ Items                        | Unit         | Monthly Production |         |         |         |         |         |
|---------------------------------------|--------------|--------------------|---------|---------|---------|---------|---------|
|                                       |              | May-23             | June-23 | July-23 | Aug-23  | Sep-23  | Oct-23  |
| <b>FOOD PRODUCTS</b>                  |              |                    |         |         |         |         |         |
| Vegetable Ghee                        | M.Tons       | 42,255             | 40,122  | 43,657  | 44,512  | 34,560  | 32,661  |
| Cooking Oil                           | M.Tons       | 34,184             | 31,330  | 36,044  | 35,947  | 30,517  | 36,724  |
| Liquid Milk                           | "000"Liters. | 7,083              | 7,145   | 8,217   | 6,984   | 5,810   | 5,920   |
| Wheat & Grain Milling                 | M.Tons       | 24,051             | 22,015  | 19,163  | 21,127  | 26,362  | 27,703  |
| Rice Milling                          | M.Tons       | 16,042             | 13,845  | 1,196   | 1,017   | 1,508   | 2,650   |
| Biscuits & Rusk                       | M.Tons       | 12,711             | 8,695   | 8,633   | 8,762   | 16,438  | 15,856  |
| Sugar                                 | M.Tons       | 547,164            | 3,028   | -       | -       | -       | 300     |
| Chocolate & sugar confectionery       | M.Tons       | 421                | 366     | 456     | 351     | 367     | 419     |
| Tea                                   | M.Tons       | 4,543              | 4,464   | 4,109   | 3,467   | 4,210   | 4,105   |
| Animal/ Poultry Feeds                 | M.Tons       | 146                | 139     | 128     | 135     | 128     | 1,036   |
| <b>BEVERAGES</b>                      |              |                    |         |         |         |         |         |
| Mineral/ Bottled Waters               | "000"NOs.    | 76,858             | 76,918  | 76,758  | 76,934  | 60,864  | 51,443  |
| Soft Drinks                           | "000"NOs.    | 82,119             | 94,437  | 108,603 | 80,313  | 49,258  | 41,769  |
| <b>TEXTILES</b>                       |              |                    |         |         |         |         |         |
| Knitting Wool (Cotton Yarn)           | M.Tons       | 38,499             | 32,724  | 37,633  | 31,900  | 36,716  | 42,123  |
| Woolen Worsted Cloth (Cotton Fabric)  | "000" Sq.M   | 74,966             | 86,211  | 73,279  | 82,271  | 79,170  | 70,295  |
| Terry Towel and Bath Robes (MM Yarn)  | M.Tons       | 17,442             | 14,826  | 12,602  | 12,425  | 13,618  | 11,757  |
| Woolen Blankets                       | 000'Nos.     | 1,554              | 1,321   | 1,123   | 955     | 704     | 810     |
| <b>WEARING APPAREL</b>                |              |                    |         |         |         |         |         |
| Garments                              | Dozen        | 751,450            | 638,733 | 542,923 | 461,425 | 608,145 | 516,912 |
| Hosiery, socks, tights etc.           | Dozen        | 78,999             | 67,149  | 77,221  | 86,804  | 62,158  | 52,941  |
| <b>LEATHER &amp; RELATED PRODUCTS</b> |              |                    |         |         |         |         |         |


| Sectors/ Items   | Unit         | Monthly Production |         |         |         |         |         |
|--|--------------|--------------------|---------|---------|---------|---------|---------|
|  |              | May-23             | June-23 | July-23 | Aug-23  | Sep-23  | Oct-23  |
| Finished Leather/ Upper Leather                                | "000" Sq.M.  | 367                | 422     | 485     | 462     | 526     | 536     |
| <b>WOOD &amp; WOOD WORKS</b>                                   |              |                    |         |         |         |         |         |
| Plywood  | "000"Sq. ft. | 10                 | 8       | 4       | 3       | 4       | 3       |
| <b>PAPER &amp; PAPER PRODUCTS</b>                              |              |                    |         |         |         |         |         |
| Paper/ Paper Board (Writing Paper)                             | M.Tons       | 417                | 480     | 500     | 470     | 446     | 474     |
| Corrugated paper/ paperboard containers (Packaging)            | M.Tons       | 3,837              | 3,261   | 3,750   | 3,563   | 3,712   | 3,781   |
| <b>PRINTING &amp; RECORDED MEDIA</b>                           |              |                    |         |         |         |         |         |
| Printing of Newspapers/ magazines                              | M.Tons       | 445                | 512     | 589     | 560     | 524     | 488     |
| Printing of books, brochures, maps etc. (Advertising Material) | M.Tons       | 523                | 445     | 512     | 481     | 489     | 492     |
| Printing of postage stamps, cheques etc.(Printing Papers)      | M.Tons       | 369                | 314     | 361     | 343     | 391     | 369     |
| <b>COKE &amp; REFINED PETROLEUM PRODUCTS</b>                   |              |                    |         |         |         |         |         |
| Motor Sprit  | "000"Liters. | 24,098             | 24,327  | 14,671  | 22,533  | 27,290  | 26,050  |
| Kerosene oil   | "000"Liters. | 1,291              | 709     | -       | 356     | -       | 422     |
| L.P.G  | "000"Liters. | 1,648              | 1,402   | 846     | 1,637   | 1,114   | 1,055   |
| Naphtha Solvent  | "000"Liters. | 4,184              | 5,247   | 1,930   | 2,362   | 1,235   | 8,569   |
| H.S.D  | "000"Liters. | 92,139             | 87,839  | 81,969  | 108,415 | 130,998 | 119,076 |
| Furnace Oil  | "000"Liters. | 60,960             | 46,575  | 27,307  | 57,530  | 59,312  | 53,540  |
| ASPHALT 80-100   | "000"Liters. | 2,393              | 2,601   | -       | -       | 3,474   | 2,451   |
| ASPHALT 60-70  | "000"Liters. | 7,738              | 7,764   | 13,074  | 11,139  | 3,533   | 2,751   |
| Jet Fuel   | "000"Liters. | 21,285             | 7,179   | 10,364  | 15,480  | 10,391  | 11,647  |
| Lubricating Oil  | "000"Liters. | 11,091             | 11,692  | 12,425  | 12,298  | 10,391  | 11,647  |
| Others Petroleum Products                                      | "000"Liters. | 30,353             | 18,602  | 17,015  | 30,510  | 27,306  | 15,580  |
| <b>CHEMICAL &amp; CHEMICAL PRODUCTS</b>                        |              |                    |         |         |         |         |         |

| Sectors/ Items                              | Unit          | Monthly Production |           |           |           |           |           |
|---|---------------|--------------------|-----------|-----------|-----------|-----------|-----------|
|   |               | May-23             | June-23   | July-23   | Aug-23    | Sep-23    | Oct-23    |
| Sulphuric/ Hydrochloric Acid/ Alum Sulphate | M.Tons        | 2,712              | 3,119     | 6,190     | 6,210     | 5,335     | 5,503     |
| Urea  | M.Tons        | 364,947            | 363,374   | 249,800   | 335,072   | 214,496   | 236,739   |
| Ammonia                                     | M.Tons        | 37,530             | 59,138    | 74,282    | 50,929    | 66,870    | 72,149    |
| DAP   | M.Tons        | 37,622             | 37,781    | 34,159    | 25,738    | 26,624    | 33,723    |
| Washing Soap                                | M.Tons        | 17,337             | 14,736    | 6,724     | 7,659     | 6,015     | 5,464     |
| Toilet Soap                                 | M.Tons        | 4,702              | 4,156     | 3,322     | 3,820     | 4,918     | 4,840     |
| Detergent Powder                            | M.Tons        | 36,852             | 31,324    | 36,023    | 30,620    | 23,758    | 25,254    |
| <b>PHARMACEUTICAL PRODUCTS</b>              |               |                    |           |           |           |           |           |
| Tablets                                     | "000" NOs.    | 2,314,586          | 2,384,024 | 2,312,503 | 2,381,800 | 2,451,012 | 2,377,128 |
| Liquid/ Syrups                              | "000" Liters. | 42,120             | 43,384    | 44,686    | 43,300    | 41,930    | 40,872    |
| Injections                                  | "000" NOs.    | 67,185             | 65,169    | 67,124    | 65,258    | 71,852    | 74,012    |
| Capsules                                    | "000" NOs.    | 184,875            | 179,329   | 184,709   | 190,212   | 201,162   | 196,127   |
| Ointments                                   | KGs.          | 277,051            | 268,739   | 276,801   | 214,415   | 199,850   | 193,955   |
| <b>RUBBER &amp; PLASTIC PRODUCTS</b>        |               |                    |           |           |           |           |           |
| Motor Tires                                 | Nos.          | 155,127            | 131,858   | 151,637   | 108,186   | 179,698   | 190,498   |
| Plastic Products                            | M.Tons        | 5,819              | 4,946     | 5,688     | 4,887     | 3,778     | 6,994     |
| <b>OTHER NON METALIC MINERAL PRODUCTS</b>   |               |                    |           |           |           |           |           |
| Cement                                      | M.Tons        | 729,160            | 607,997   | 682,696   | 720,894   | 812,640   | 560,036   |
| Marble                                      | M.Tons        | 340                | 391       | 332       | 349       | 505       | 474       |
| <b>BASIC IRON &amp; STEEL METALS</b>        |               |                    |           |           |           |           |           |
| Steel Products                              | M.Tons        | 11,533             | 7,853     | 14,288    | 12,954    | 10,880    | 17,228    |
| M S Products                                | M.Tons        | 11,665             | 13,255    | 15,243    | 13,216    | 14,085    | 13,360    |
| <b>FABRICATED METAL PRODUCT</b>             |               |                    |           |           |           |           |           |
| Safety Razor Blades                         | "000" Nos.    | 41,451             | 40,233    | 48,876    | 46,784    | 58,719    | 50,697    |

| Sectors/ Items                    | Unit     | Monthly Production |         |         |        |         |         |
|-----------------------------------|----------|--------------------|---------|---------|--------|---------|---------|
|                                   |          | May-23             | June-23 | July-23 | Aug-23 | Sep-23  | Oct-23  |
| <b>ELECTRICAL EQUIPMENTS</b>      |          |                    |         |         |        |         |         |
| Insulated Wire & Cables           | M.Tons   | 3,581              | 4,165   | 4,790   | 4,371  | 4,683   | 4,701   |
| <b>MOTOR VEHICLES &amp; PARTS</b> |          |                    |         |         |        |         |         |
| Trucks                            | Nos.     | 250                | 100     | 168     | 193    | 157     | 206     |
| Buses                             | Nos.     | 42                 | 136     | 195     | 166    | 43      | 44      |
| LCV'S                             | Nos.     | 615                | 359     | 218     | 251    | 87      | 204     |
| Tractors                          | Nos.     | 3,698              | 2,945   | 2,945   | 2,503  | 5,397   | 5,512   |
| Cars                              | Nos.     | 6,011              | 3,740   | 5,093   | 4,329  | 6,264   | 3,868   |
| Vans & Jeep                       | Nos.     | 1,386              | 1,049   | 1,343   | 1,544  | 1,442   | 672     |
| Three Wheelers                    | Nos.     | 1,593              | 605     | 1,056   | 1,215  | 1,746   | 1,803   |
| Auto parts                        | 000'Nos. | 3,957              | 8,324   | 8,249   | 9,486  | 8,107   | 8,512   |
| Motor Cycles                      | Nos.     | 83,836             | 76,852  | 100,536 | 95,509 | 105,023 | 105,275 |
| <b>FURNITURE</b>                  |          |                    |         |         |        |         |         |
| Sofa, Iron Chairs                 | Nos.     | 311                | 264     | 304     | 319    | 358     | 382     |

## Annexure – G Monthly Item wise Time Series of Total Employment

| Industrial Sector/ Items                     | Sampled Industrial Units (CMI 2015-16) | Total Employment |         |         |        |        |        |
|--|--|------------------|---------|---------|--------|--------|--------|
|  |  | May-23           | June-23 | July-23 | Aug-23 | Sep-23 | Oct-23 |
| <b>FOOD PRODUCTS</b>                         | <b>209</b>                             | 22,883           | 22,826  | 23,056  | 22,580 | 22,291 | 22,908 |
| <b>BEVERAGES</b>                             | <b>7</b>                               | 3,071            | 3,541   | 4,694   | 6,630  | 5,156  | 5,156  |
| <b>TEXTILES</b>                              | <b>128</b>                             | 90,140           | 94,591  | 94,101  | 91,531 | 91,683 | 91,813 |
| <b>WEARING APPAREL</b>                       | <b>56</b>                              | 26,930           | 26,779  | 26,768  | 27,389 | 27,389 | 27,389 |
| <b>LEATHER &amp; RELATED PRODUCTS</b>        | <b>15</b>                              | 4,650            | 4,307   | 4,311   | 4,122  | 4,150  | 4,127  |
| <b>WOOD &amp; WOOD WORKS</b>                 | <b>2</b>                               | 378              | 374     | 300     | 380    | 380    | 380    |
| <b>PAPER &amp; PAPER PRODUCTS</b>            | <b>13</b>                              | 2,084            | 2,002   | 2,090   | 2,048  | 2,080  | 2,103  |
| <b>PRINTING &amp; RECORDED MEDIA</b>         | <b>17</b>                              | 4,012            | 4,046   | 3,972   | 4,001  | 4,001  | 3,944  |
| <b>COKE &amp; REFINED PETROLEUM PRODUCTS</b> | <b>9</b>                               | 1,254            | 1,269   | 1,266   | 1,221  | 1,227  | 1,203  |
| <b>CHEMICALS &amp; CHEMICALS PRODUCTS</b>    | <b>14</b>                              | 7,006            | 7,338   | 6,880   | 6,888  | 6,861  | 6,899  |
| <b>PHARMACEUTICAL PRODUCTS</b>               | <b>41</b>                              | 15,761           | 15,229  | 15,056  | 14,542 | 14,553 | 14,587 |
| <b>RUBBER &amp; PLASTIC PRODUCTS</b>         | <b>23</b>                              | 4,766            | 4,797   | 4,423   | 4,439  | 5,909  | 5,927  |
| <b>OTHER NON-METALIC MINERAL PRODUCTS</b>    | <b>19</b>                              | 2,951            | 2,972   | 2,975   | 2,964  | 2,971  | 2,957  |
| <b>BASIC IRON &amp; STEEL METALS</b>         | <b>13</b>                              | 1,067            | 1,064   | 1,053   | 1,029  | 1,064  | 1,103  |
| <b>FABRICATED METALS PRODUCTS</b>            | <b>1</b>                               | 526              | 548     | 536     | 516    | 516    | 510    |
| <b>ELECTRICAL EQUIPMENT</b>                  | <b>8</b>                               | 7,048            | 6,865   | 7,046   | 7,028  | 7,006  | 7,035  |
| <b>MOTOR VEHICLES &amp; PARTS</b>            | <b>60</b>                              | 10,083           | 10,071  | 10,230  | 9,373  | 9,284  | 9,284  |
| <b>FURNITURE</b>                             | <b>6</b>                               | 57               | 57      | 57      | 57     | 57     | 57     |



(Industries Section)  
Bureau of Statistics  
Planning & Development  
Department  
Government of Sindh  
[ddindustries.sindhbos@gmail.com](mailto:ddindustries.sindhbos@gmail.com)

[MIPE November, 2023 – Industries Section, Bureau of Statistics, Sindh](#)