



# SENSITIVE PRICE INDEX (SPI-SINDH)

FOR THE WEEK ENDED ON 12.03.2026

Monitoring Essential Commodity Prices across Sindh



Sindh Bureau of Statistics

Planning & Development Department

Government of Sindh

Plot No:13, Block-8, Chaudhary Khaliq-uz-Zaman Road, Clifton, Karachi.

[www.sindhbos.gov.pk](http://www.sindhbos.gov.pk)



**GOVERNMENT OF SINDH  
PLANNING & DEVELOPMENT DEPARTMENT  
SINDH BUREAU OF STATISTICS  
Karachi Dated: 12.03.2026**



**EXECUTIVE SUMMARY**

**SENSITIVE PRICE INDEX SINDH (SPI-Sindh) FOR THE WEEK ENDED  
ON 12.03.2026**

Sensitive Price Index for Sindh (SPI-Sindh) has been calculated on a weekly basis to observe the price changes of 50 essential items in Sindh. SPI-Sindh is based on 50 essential items and prices collected from 120 Shops, 60 markets in 30 districts of Sindh (4 shops & 2 markets per district). The charges of Electricity & Gas are included from PBS's SPI data of the same period.

Period	26.02.2026	05.03.2026	12.03.2026
<b>SPI-Sindh</b>	342.40	342.53	348.84
<b>WoW % Change</b>	-0.55	0.04	<b>1.84</b>

To verify the accuracy of the SBOS data, the SPI of Sindh has been crossed checked against PBS SPI data of four major cities (Karachi, Hyderabad, Sukkur, and Larkana) of Sindh disseminated by PBS for the same period wherein a very ignorable variation has been witnessed, while the overall trend remained consistent. The difference in the level of indices is attributed to the difference in sample size i.e. SPI-Sindh has been calculated using data from all 30 district data whereas SPI for Sindh is calculated on PBS data that only covers four major cities of Sindh.

SPI based on PBS data of four major cities of Sindh increased by 1.89 percent during the week ended on 11<sup>th</sup> March 2026 compared with the previous week

Period	26.02.2026	05.03.2026	12.03.2026
<b>SPI based on PBS Data (4 Major Cities of Sindh)</b>	353.01	353.81	360.50
<b>WoW % Change</b>	-0.45	0.23	<b>1.89</b>

**ANALYSIS OF SPI-SINDH:**

SPI-Sindh for the current week as on 12.03.2026 increased by 1.84 percent compared with the previous week . An increase was registered in 26 commodities out of the basket of 50 essential items. The major increase was recorded in Petrol, Super (20.9%), followed by Hi-Speed Diesel (19.4%), LPG Cylinder (11kg) (11.1%), and Onions (4.2%). Other notable increases were observed in Cooked Beef (Average Hotel) (4.1%), Long Cloth (4.0%), and Pulse Mash, Washed

(3.6%). The lowest increase was recorded in Cooked Daal (Average Hotel) (0.6%), Powdered Milk, Nido Polybag (0.5%), and Curd (Dahi) (0.8%).

On the other hand, a decrease was observed in 18 commodities, with the major decrease recorded in Eggs Hen, Farm (7.3%), followed by Rice Irri (Punjab/Sindh) (6.4%), Salt Powder, Loose Lahori (6.3%), and Red Chilli Powder, Loose (5.2%). Other decreases were noted in Bananas (4.9%), Sandal Bata (Ladies) (3.6%), and Washing Soap (2.9%). The lowest decrease was observed in Mustard Oil (Average Quality) (0.2%), Wheat Flour, Bag Average Quality (0.3%), and Milk, Fresh Unboiled (0.5%).

The prices of six commodities remained unchanged, namely Bread Plain (Medium Size), Tomatoes, Tea Lipton Yellow Label (Packet), Electricity Charges (Up to 50 Units), Gas Charges (Up to 3.3719 MMBTU), and Match Box (Regular).

# SENSITIVE PRICE INDEX (SPI-SINDH)

For the Week Ended on 12 March 2026

WoW Change:

**+1.84%**

Previous Week: 05.03.2026

**342.53**




PBS Avg.


(4 Major Cities):


**360.50**


**+1.89%**

## ▲ MAJOR INCREASES


 Petrol, Super **+20.9%**


 Hi-Speed Diesel **+19.4%**


 LPG Cylinder (11kg) **+11.1%**

 Onions **+4.2%**

## ▼ MAJOR DECREASES

 Eggs Hen, Farm **-7.3%**

 Rice Irri (Punjab/Sindh) **-6.4%**

 Salt Powder, Lahori **-6.0%**

 Red Chili Powder **-5.2%**

## — UNCHANGED PRICES —

 Bread Plain  
(Medium Size)

 Tomatoes

 Tea, Lipton  
Yellow Label

 Electricity  
Charges

 Gas  
Charges

 Match Box  
Regular

**↑ 26 Increased**

**◆ 18 Decreased**

**— 6 No Change**

Data collected from 120 shops and 60 markets across 30 districts of Sindh.  
Cross-referenced with PBS data for 4 major cities (Food and Non-Food).

## CATEGORY-WISE WEEKLY PRICE MOVEMENT IN SPI-SINDH (12.03.2026 OVER 05.03.2026)

The category-wise analysis of the Sensitive Price Index (SPI-Sindh) for the week ended on 12 March 2026 indicates an overall increase of 1.84 percent compared to the previous week. The rise in the index was mainly driven by significant increases in Fuel & Energy (4.22%), Vegetables (2.69%), and Pulses & Legumes (2.24%), reflecting upward pressure in energy prices and essential food commodities.

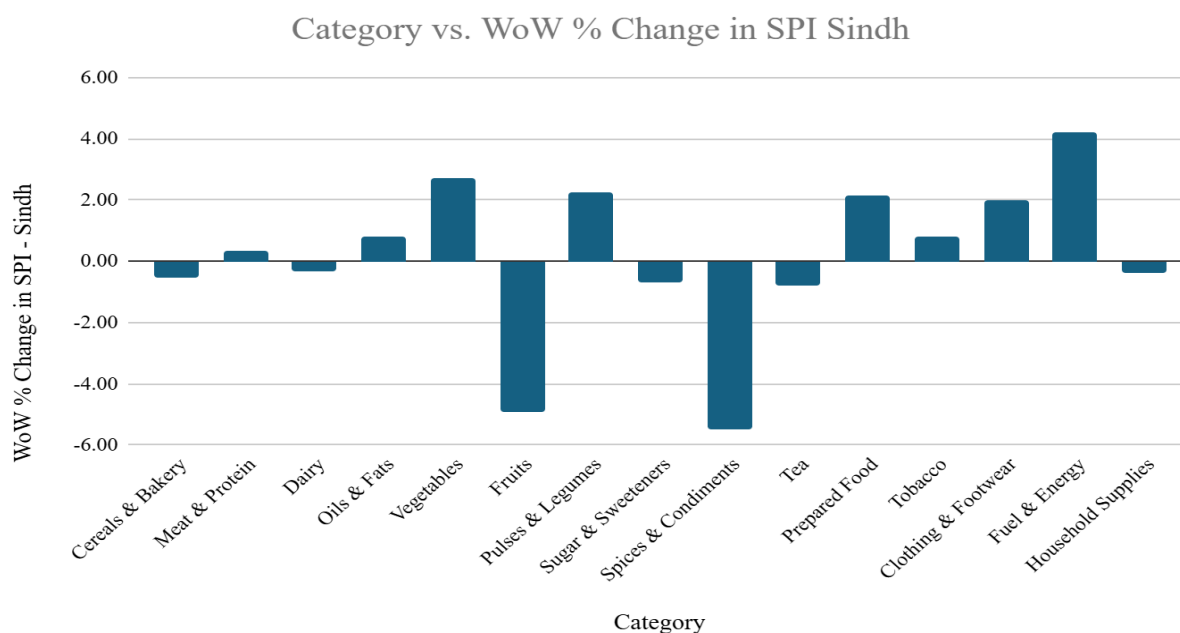
On the other hand, major declines were observed in Spices & Condiments (-5.47%), Fruits (-4.94%), and Tea (-0.81%), providing partial relief in selected consumption groups during the week.

Overall, the weekly trend in SPI-Sindh indicates energy-led inflationary pressure with mixed price movements across commodity categories. The detailed list of commodities included under each category is provided at **Annex-A** for reference.

*Table 1: CATEGORY-WISE WEEKLY PRICE MOVEMENT IN SPI-SINDH (12.03.2026 OVER 05.03.2026)*

S. No.	Category	Items Count	WoW Change %
1	Cereals & Bakery	4	-0.54
2	Meat & Protein	4	0.34
3	Dairy	3	-0.35
4	Oils & Fats	4	0.79
5	Vegetables	4	2.69
6	Fruits	1	-4.94
7	Pulses & Legumes	4	2.24
8	Sugar & Sweeteners	2	-0.69
9	Spices & Condiments	2	-5.47
10	Tea	2	-0.81
11	Prepared Food	2	2.16
12	Tobacco	1	0.82
13	Clothing & Footwear	7	2.02
14	Fuel & Energy	6	4.22
15	Household Supplies	4	-0.36
<b>Total</b>		<b>50</b>	<b>1.84</b>

Figure 1: Category Vs. WoW % Change in SPI- Sindh



**COMPARISON CURRENT WEEK OVER LAST WEEK (12.03.2026 OVER 05.03.2026)**

The following table presents the percentage changes in prices of commodities included in the SPI basket between the 1<sup>st</sup> week of March 2026 and 2<sup>nd</sup> week of March ended on 12<sup>th</sup> March 2026.

Table 2 : COMPARISON CURRENT WEEK OVER LAST WEEK (12.03.2026 OVER 05.03.2026)

S. No.	Commodities	Average Prices of All Districts in Sindh Week Ended On			Percentage Change (%)
		Unit	05.03.2026	12.03.2026	
<b>Average Prices of 26 items Registered Increase</b>					
1	Petrol, Super	1 Litre	268	324	20.9
2	Hi Speed Diesel (HSP)	1 Litre	283	338	19.4
3	LPG Cylinder, 11kg	Each	3378	3752	11.1
4	Onions	1 kg	48	50	4.2
5	Cooked Beef, Average Hotel	Plate	246	256	4.1
6	Long Cloth	1 metre	504	524	4
7	Pulse Mash, Washed	1 kg	413	428	3.6
8	Lawn	1 metre	450	466	3.6
9	Soap, LifeBuoy	Each	113	117	3.5
10	Potatoes	1 kg	32	33	3.1
11	Pulse Moong, Washed	1 kg	367	377	2.7
12	Georgette	1 metre	307	314	2.3
13	Chicken Farm, Broiler, Live	1 kg	371	379	2.2
14	Garlic	1 kg	501	511	2
15	Vegetable Ghee (Loose)	1 kg	479	488	1.9
16	Pulse Masoor, Washed	1 kg	255	259	1.6
17	Cooking Oil, Tin	2.5 Litre	1329	1349	1.5

18	Pulse Gram, Washed	1 kg	269	273	1.5
19	Chappal Sponge Bata (Gents)	Pair	928	942	1.5
20	Mutton, Average Quality	1 kg	2080	2104	1.2
21	Beef With Bone, Average quality	1 kg	1159	1170	0.9
22	Sandal Bata (Gents)	Pair	2351	2373	0.9
23	Curd (Dahi)	1 kg	265	267	0.8
24	Cigarettes, K-2/Capstan,20's	Packet	244	246	0.8
25	Cooked Daal, Average Hotel	Plate	159	160	0.6
26	Powdered Milk, Nido, Polybag	400 gm	1107	1112	0.5

**Average Prices of 6 items Registered No Change**

1	Bread Plain, Medium Size	Each	120	120	0.0
2	Tomatoes	1 kg	45	45	0.0
3	Tea, Lipton Yellow Label, Packet	200 gm	407	407	0.0
4	Electricity Charges, Upto 50 Units	Unit	7	7	0.0
5	Gas Charges, Upto 3.3719 MMBTU	MMBTU	2567	2567	0.0
6	Match Box, Regular	Each	6	6	0.0

**Average Prices of 18 items Registered Decrease**

1	Eggs Hen, Farm	Dozen	246	228	-7.3
2	Rice Irri (Punjab/Sindh)	1 kg	141	132	-6.4
3	Salt Powder, Loose, Lahori	1 kg	32	30	-6.3
4	Red Chilly Powder, Loose	1 kg	673	638	-5.2
5	Bananas	Dozen	162	154	-4.9
6	Sandal Bata (Ladies)	Pair	1872	1805	-3.6
7	Washing Soap, 200-250 g	Cake	104	101	-2.9
8	Vegetable Ghee, Tin	2.5 kg	1335	1309	-1.9
9	Firewood Whole	40 kg	959	945	-1.5
10	Tea Prepared, Average Hotel	Cup	73	72	-1.4
11	Gur, Average Quality	1 kg	208	206	-1
12	Shirting	1 metre	431	427	-0.9
13	Energy Saver (14 watts)	Each	234	232	-0.9
14	Sugar, Refined	1 kg	147	146	-0.7
15	Rice Basmati Broken, Average Quality	1 kg	184	183	-0.5
16	Milk, Fresh, Unboiled	1 Litre	213	212	-0.5
17	Wheat Flour, Bag Average Quality	20 kg	2416	2408	-0.3
18	Mustard Oil, Average Quality	1 kg	530	529	-0.2

S.No.	Categories	No. of Items	Commodity/items
1	Cereals & Bakery	4	Wheat Flour Rice Basmati Broken Rice Irri Bread Plain
2	Clothing & Footwear	7	Long Cloth Shirting Lawn Georgette Sandal Bata Gents Chappal Sponge Gents Sandal Bata Ladies
3	Dairy	3	Milk Fresh Curd (Dahi) Powdered Milk Nido
4	Fruits	1	Bananas
5	Fuel & Energy	6	Electricity Charges Gas Charges Firewood Petrol Super Hi Speed Diesel LPG Cylinder
6	Household Supplies	4	Energy Saver Washing Soap Match Box Soap LifeBuoy
7	Meat & Protein	4	Beef With Bone Mutton Chicken Farm Eggs Hen Farm
8	Oils & Fats	4	Mustard Oil Cooking Oil Tin Vegetable Ghee Tin Vegetable Ghee Loose
9	Prepared Food	2	Cooked Beef Hotel Cooked Daal Hotel
10	Pulses & Legumes	4	Pulse Masoor Pulse Moong Pulse Mash Pulse Gram
11	Spices & Condiments	2	Salt Powder Red Chilly Powder
12	Sugar & Sweeteners	2	Sugar Refined Gur
13	Tea	2	Tea Lipton Tea Prepared Hotel
14	Tobacco	1	Cigarettes K-2/Capstan
15	Vegetables	4	Potatoes Onions Tomatoes Garlic

Average Prices of 50 Essential Commodities in 30 Districts of Sindh as on 12<sup>th</sup> March 2026

S No.	Description	Unit	Karachi South	Karachi West	Karachi East	Karachi Central	Korangi	Kemari	Malir
1	Wheat Flour, Bag	20 kg	2214	2550	2443	2225	2110	2595	2170
2	Rice Basmati Broken, Average Quality	1 kg	229	250	172	197	226	252	255
3	Rice Irri (Punjab/Sindh)	1 kg	177	195	120	205	122	187	140
4	Bread Plain, Medium Size	Each	105	105	110	112	110	100	112
5	Beef With Bone, Average quality	1 kg	1345	1600	1349	1247	1000	1474	1300
6	Mutton, Average Quality	1 kg	2368	2575	2571	2525	2000	2298	2348
7	Chicken Farm, Broiler, Live	1 kg	417	412	395	417	347	407	420
8	Milk, Fresh, Unboiled	1 Ltr	220	220	220	220	220	220	220
9	Curd (Dahi)	1 kg	320	342	350	360	320	345	340
10	Powdered Milk, Nido, Polybag	400 gm	1095	1072	1062	1162	1180	1125	1090
11	Eggs Hen, Farm	Dozen	230	207	232	220	235	240	232
12	Mustard Oil, Average Quality	1 kg	534	545	587	537	524	610	549
13	Cooking Oil, Tin	2.5 Ltr	1517	1512	1386	1505	1303	1550	1170
14	Vegetable Ghee, Tin	2.5 kg	1517	1500	1395	1500	1137	1517	1150
15	Vegetable Ghee (Loose)	1 kg	520	535	490	490	495	510	485
16	Bananas	Dozen	197	160	173	224	161	173	122
17	Pulse Masoor, Washed	1 kg	245	325	214	377	210	317	215
18	Pulse Moong, Washed	1 kg	397	402	335	365	357	357	380
19	Pulse Mash, Washed	1 kg	422	457	390	397	420	440	397
20	Pulse Gram, Washed	1 kg	245	347	232	340	222	269	222
21	Potatoes	1 kg	45	52	45	50	30	50	32
22	Onions	1 kg	57	50	67	60	40	52	42
23	Tomatoes	1 kg	55	50	52	40	50	50	47
24	Sugar, Refined	1 kg	149	154	147	146	141	147	141
25	Gur, Average Quality	1 kg	245	255	233	247	186	240	214
26	Salt Powder, Loose, Lahori	1 kg	50	42	57	69	20	35	27
27	Red Chilly Powder, Loose	1 kg	880	790	800	800	490	648	597
28	Garlic	1 kg	561	420	462	405	590	400	570
29	Tea, Lipton Yellow Label, Packet	200 gm	400	400	382	395	400	400	397
30	Cooked Beef, Average Hotel	Plate	224	267	311	337	264	300	327
31	Cooked Daal, Average Hotel	Plate	140	157	160	172	192	150	197
32	Tea Prepared, Average Hotel	Cup	70	70	70	80	70	70	70
33	Cigarettes, K-2/Capstan, 20's	Packet	250	240	243	250	255	260	252
34	Long Cloth	1 mtr	812	846	610	925	600	662	725
35	Shirting	1 mtr	398	561	572	800	492	487	382
36	Lawn	1 mtr	749	500	622	775	612	400	661
37	Georgette	1 mtr	335	600	424	412	485	400	507
38	Sandal Bata (Gents)	Pair	2958	1999	2323	3449	2500	3200	2500
39	Chappal Spounge Bata (Gents)	Pair	849	1499	599	1200	523	1200	600
40	Sandal Bata (Ladies)	Pair	2236	1799	2449	2398	2100	3000	2100
41	Electricity Charges, Upto 50 Units	Unit	7	7	7	7	7	7	7
42	Gas Charges, Upto 3.3719 MMBTU	MMBTU	2567	2567	2567	2567	2567	2567	2567
43	Firewood Whole	40 kg	1400	1500		1549	1200	1200	1000
44	Energy Saver (14 watts)	Each	232	250	180	335	150	300	140
45	Washing Soap, 200-250 g	Cake	112	142	124	120	50	100	50
46	Match Box, Regular	Each	5	7	7	10	7	7	7
47	Petrol, Super	1 Ltr	322	322	322	322	322	322	322
48	Hi Speed Diesel (HSP)	1 Ltr	337	337	336	337	337	337	337
49	LPG Cylinder, 11kg	Each	3850	3960	3850	3850	3300	3850	3630
50	Soap, LifeBuoy	Each	120	125	112	120	99	100	99

Note: (-) = Currently not available

Continued

S No.	Description	Unit	Hyderabad	Badin	Jamshoro	Tando. Allahyar	Tando Muhammad Khan	Thatta	Sujawal	Dadu	Matiari
1	Wheat Flour, Bag	20 kg	2459	2750	2374	2400	2449	2298	2580	2400	2425
2	Rice Basmati Broken, Average Quality	1 kg	195	135	140	180	190	195	250	150	160
3	Rice Irri (Punjab/Sindh)	1 kg	95	120	96	150	145	102	109	130	180
4	Bread Plain, Medium Size	Each	110	100	120	140	120	120	120	120	110
5	Beef With Bone, Average quality	1 kg	1272	1000	1249	1200	1200	975	1202	1000	1300
6	Mutton, Average Quality	1 kg	2498	2200	2198	2100	2000	1850	1992	2200	2249
7	Chicken Farm, Broiler, Live	1 kg	380	415	380	360	400	395	342	350	380
8	Milk, Fresh, Unboiled	1 Ltr	220	220	210	200	200	212	207	220	210
9	Curd (Dahi)	1 kg	320	240	300	240	290	210	231	260	280
10	Powdered Milk, Nido, Polybag	400 gm	1084	1150	1140	1100	1140	1200	1200	1100	1120
11	Eggs Hen, Farm	Dozen	215	210	200	180	210	205	221	360	200
12	Mustard Oil, Average Quality	1 kg	477	725	500	460	572	675	757	495	500
13	Cooking Oil, Tin	2.5 Ltr	1350	1240	1260	1250	1400	1335	1350	1350	1260
14	Vegetable Ghee, Tin	2.5 kg	1155	1235	1400	1250	1344	1230	1217	1460	1400
15	Vegetable Ghee (Loose)	1 kg	465	455	540	460	542	477	455	580	545
16	Bananas	Dozen	122	173	200	170	200	187	155	100	139
17	Pulse Masoor, Washed	1 kg	200	310	217	240	300	205	300	310	220
18	Pulse Moong, Washed	1 kg	360	400	379	400	370	370	365	410	400
19	Pulse Mash, Washed	1 kg	417	445	390	430	400	430	532	410	390
20	Pulse Gram, Washed	1 kg	400	300	217	380	280	232	305	420	220
21	Potatoes	1 kg	50	32	25	30	25	37	46	45	25
22	Onions	1 kg	55	45	60	40	50	55	56	50	50
23	Tomatoes	1 kg	60	35	25	40	35	32	55	60	27
24	Sugar, Refined	1 kg	137	150	145	140	150	155	152	150	145
25	Gur, Average Quality	1 kg	185	230	184	200	210	237	266	200	200
26	Salt Powder, Loose, Lahori	1 kg	30	30	17	30	40	50	30	30	24
27	Red Chilly Powder, Loose	1 kg	400	875	550	700	656	748	820	550	560
28	Garlic	1 kg	400	424	480	500	490	587	337	550	480
29	Tea, Lipton Yellow Label, Packet	200 gm	400	400	400	385	400	414	450	400	400
30	Cooked Beef, Average Hotel	Plate	340	200	235	250	274	235	335	250	250
31	Cooked Daal, Average Hotel	Plate	170	150	150	175	190	147	220	180	150
32	Tea Prepared, Average Hotel	Cup	72	65	70	75	70	70	80	62	70
33	Cigarettes, K-2/Capstan, 20's	Packet	250	240	242	250	240	245	260	220	220
34	Long Cloth	1 mtr	610	365	600	402	470	345	320	500	610
35	Shirting	1 mtr	400	440	450	648	574	402	387	324	400
36	Lawn	1 mtr	400	399	374	350	374	452	330	500	400
37	Georgette	1 mtr	280	299	260	250	310	235	255	450	280
38	Sandal Bata (Gents)	Pair	3223	1696	2999	2999	2999	2500	2200	2199	2999
39	Chappal Spounge Bata (Gents)	Pair	1199	1395	449	2199	999	600	1600	1099	1200
40	Sandal Bata (Ladies)	Pair	1299	2248	2249	1499	2599	1400	2100	1999	1299
41	Electricity Charges, Upto 50 Units	Unit	7	7	7	7	7	7	7	7	7
42	Gas Charges, Upto 3.3719 MMBTU	MMBTU	2567	2567	2567	2567	2567	2567	2567	2567	2567
43	Firewood Whole	40 kg	800	624	1000	650	825	825	827	849	800
44	Energy Saver (14 watts)	Each	400	374	150	200	235	324	350	300	150
45	Washing Soap, 200-250 g	Cake	97	110	100	60	120	100	210	120	100
46	Match Box, Regular	Each	5	5	5	5	7	5	7	6	5
47	Petrol, Super	1 Ltr	324	326	325	325	325	324	324	322	324
48	Hi Speed Diesel (HSP)	1 Ltr	339	340	338	340	338	339	339	336	338
49	LPG Cylinder, 11kg	Each	3960	3791	3850	3700	3300	4070	3775	3200	3850
50	Soap, LifeBuoy	Each	105	105	125	105	125	120	117	120	120

Continued

S No.	Description	Unit	Larkana	Shikarpur	Jacobabad	Kambar @ Shahdadkot	Kashmore @ Kandhkot	Shaheed. Benazirabad	Sanghar	N. Feroze
1	Wheat Flour, Bag	20 kg	2475	2400	2317	2349	2387	2687	2400	2460
2	Rice Basmati Broken, Average Quality	1 kg	155	132	155	170	162	165	200	130
3	Rice Irri (Punjab/Sindh)	1 kg	99	107	97	125	120	130	140	160
4	Bread Plain, Medium Size	Each	125	102	115	200	130	160	100	140
5	Beef With Bone, Average quality	1 kg	1300	1024	1200	1149	1000	1162	850	1060
6	Mutton, Average Quality	1 kg	2349	1824	2149	1910	2000	2062	1900	1950
7	Chicken Farm, Broiler, Live	1 kg	392	352	380	385	357	365	322	380
8	Milk, Fresh, Unboiled	1 Ltr	240	215	230	230	200	220	200	200
9	Curd (Dahi)	1 kg	270	212	290	270	230	307	230	240
10	Powdered Milk, Nido, Polybag	400 gm	870	1170	1150	1190	1170	1240	1150	1030
11	Eggs Hen, Farm	Dozen	225	185	220	275	300	167	260	360
12	Mustard Oil, Average Quality	1 kg	480	510	500	675	505	480	470	450
13	Cooking Oil, Tin	2.5 Ltr	1320	1375	1457	1325	1362	1424	1150	1430
14	Vegetable Ghee, Tin	2.5 kg	1100	1370	1400	1225	1337	1337	1200	1330
15	Vegetable Ghee (Loose)	1 kg	410	440	570	475	450	560	460	450
16	Bananas	Dozen	120	146	167	167	140	122	100	150
17	Pulse Masoor, Washed	1 kg	280	280	350	275	260	250	200	260
18	Pulse Moong, Washed	1 kg	245	410	450	317	400	395	370	400
19	Pulse Mash, Washed	1 kg	280	480	500	470	450	419	395	380
20	Pulse Gram, Washed	1 kg	260	280	290	245	250	225	263	250
21	Potatoes	1 kg	22	27	17	40	47	26	40	20
22	Onions	1 kg	50	55	45	65	60	60	40	35
23	Tomatoes	1 kg	50	47	35	52	50	30	50	60
24	Sugar, Refined	1 kg	155	145	145	155	140	142	140	138
25	Gur, Average Quality	1 kg	162	185	170	185	180	192	180	250
26	Salt Powder, Loose, Lahori	1 kg	20	30	30	50	30	35	10	20
27	Red Chilly Powder, Loose	1 kg	545	574	545	675	600	712	600	640
28	Garlic	1 kg	455	574	600	524	500	574	550	600
29	Tea, Lipton Yellow Label, Packet	200 gm	390	400	447	420	440	400	400	400
30	Cooked Beef, Average Hotel	Plate	325	200	224	245	200	192	320	220
31	Cooked Daal, Average Hotel	Plate	160	134	137	145	120	165	180	210
32	Tea Prepared, Average Hotel	Cup	80	65	80	75	67	65	70	100
33	Cigarettes, K-2/Capstan, 20's	Packet	250	245	250	245	240	245	242	270
34	Long Cloth	1 mtr	450	632	269	442	600	572	600	500
35	Shirting	1 mtr	574	..	235	350	250	522	274	300
36	Lawn	1 mtr	1087	374	265	450	350	727	350	540
37	Georgette	1 mtr	500	235	207	245	340	572	270	220
38	Sandal Bata (Gents)	Pair	2500	1500	1499	2500	1599	2525	2098	2750
39	Chappal Sponge Bata (Gents)	Pair	600	599	999	700	1199	1424	700	600
40	Sandal Bata (Ladies)	Pair	3000	1500	1499	1400	1399	2149	2500	1260
41	Electricity Charges, Upto 50 Units	Unit	7	7	7	7	7	7	7	7
42	Gas Charges, Upto 3.3719 MMBTU	MMBTU	2567	2567	2567	2567	2567	2567	2567	2567
43	Firewood Whole	40 kg	1400	1049	1225	925	800	899	800	1170
44	Energy Saver (14 watts)	Each	155	272	180	300	250	155	293	180
45	Washing Soap, 200-250 g	Cake	70	71	100	120	100	165	100	100
46	Match Box, Regular	Each	5	5	6	5	5	5	5	5
47	Petrol, Super	1 Ltr	323	322	323	324	324	323	324	322
48	Hi Speed Diesel (HSP)	1 Ltr	338	338	338	338	338	338	339	336
49	LPG Cylinder, 11kg	Each	3795	4070	4074	3850	3300	3757	3500	3500
50	Soap, LifeBuoy	Each	100	125	130	130	120	110	100	130

Continued

S No.	Description	Unit	Mirpurkhas	Umerkot	Thar @ Mithi	Sukkur	Khairpur	Ghotki	Min	Average Price 5 March 2026	Max
1	Wheat Flour, Bag	20 kg	2400	2400	2312	2327	2498	2500	2110	2408	2750
2	Rice Basmati Broken, Average Quality	1 kg	180	182	295	165	199	147	130	183	295
3	Rice Irri (Punjab/Sindh)	1 kg	150	140	162	135	..	101	95	132	205
4	Bread Plain, Medium Size	Each	140	130	120	100	127	132	100	120	200
5	Beef With Bone, Average quality	1 kg	1200	1100	...	1200	1174	1100	850	1170	1600
6	Mutton, Average Quality	1 kg	2100	1900	1924	1850	1697	1925	1697	2104	2575
7	Chicken Farm, Broiler, Live	1 kg	360	372	400	390	373	350	322	379	420
8	Milk, Fresh, Unboiled	1 Ltr	200	200	190	200	219	200	190	212	240
9	Curd (Dahi)	1 kg	240	230	195	220	240	225	195	267	360
10	Powdered Milk, Nido, Polybag	400 gm	1100	1250	1100	950	1030	1030	870	1112	1250
11	Eggs Hen, Farm	Dozen	180	240	245	210	235	250	167	228	360
12	Mustard Oil, Average Quality	1 kg	460	460	512	490	500	490	450	529	757
13	Cooking Oil, Tin	2.5 Ltr	1250	1275	1141	1375	1550	1450	1141	1349	1550
14	Vegetable Ghee, Tin	2.5 kg	1250	1275	1105	1355	1390	1350	1100	1309	1517
15	Vegetable Ghee (Loose)	1 kg	460	442	405	547	535	470	405	488	580
16	Bananas	Dozen	170	150	102	173	150	192	100	154	224
17	Pulse Masoor, Washed	1 kg	240	290	250	245	240	252	200	259	377
18	Pulse Moong, Washed	1 kg	400	395	322	410	380	430	245	377	450
19	Pulse Mash, Washed	1 kg	430	600	405	475	450	425	280	428	600
20	Pulse Gram, Washed	1 kg	380	300	250	255	240	225	217	273	420
21	Potatoes	1 kg	30	30	24	35	27	20	17	33	52
22	Onions	1 kg	40	30	35	65	70	67	30	50	70
23	Tomatoes	1 kg	40	50	35	65	50	60	25	45	65
24	Sugar, Refined	1 kg	140	150	140	145	147	145	137	146	155
25	Gur, Average Quality	1 kg	200	200	185	200	210	190	162	206	266
26	Salt Powder, Loose, Lahori	1 kg	30	25	45	25	30	20	10	30	69
27	Red Chilly Powder, Loose	1 kg	700	600	342	800	675	675	342	638	880
28	Garlic	1 kg	500	550	600	600	693	549	337	511	693
29	Tea, Lipton Yellow Label, Packet	200 gm	385	..	495	400	399	422	382	407	495
30	Cooked Beef, Average Hotel	Plate	250	...		200	250	...	192	256	340
31	Cooked Daal, Average Hotel	Plate	175	150	190	145	100	140	100	160	220
32	Tea Prepared, Average Hotel	Cup	75	70	77	75	70	70	62	72	100
33	Cigarettes, K-2/Capstan, 20's	Packet	250	250	250	250	230	240	220	246	270
34	Long Cloth	1 mtr	402	470	312	649	560	550	269	524	925
35	Shirting	1 mtr	648	500	424	599	277	290	235	427	800
36	Lawn	1 mtr	350	390	320	736	552	400	265	466	1087
37	Georgette	1 mtr	250	260	237	340	230	230	207	314	600
38	Sandal Bata (Gents)	Pair	2999	2300	2200	1599	1499	2999	1499	2373	3449
39	Chappal Spounge Bata (Gents)	Pair	2199	1700	1600	600	599	599	449	942	2199
40	Sandal Bata (Ladies)	Pair	1499	1200	2100	1599	1150	1299	1150	1805	3000
41	Electricity Charges, Upto 50 Units	Unit	7	7	7	7	7	7	7	7	7
42	Gas Charges, Upto 3.3719 MMBTU	MMBTU	2567	2567	2567	2567	2567	2567	2567	2567	2567
43	Firewood Whole	40 kg	650	660	811	673	1124	1124	624	945	1549
44	Energy Saver (14 watts)	Each	200	200	357	260	247	180	140	232	400
45	Washing Soap, 200-250 g	Cake	60	100	207	100	90	100	50	101	210
46	Match Box, Regular	Each	5	7	7	5	5	5	5	6	10
47	Petrol, Super	1 Ltr	325	329	325	322	323	324	322	324	329
48	Hi Speed Diesel (HSP)	1 Ltr	340	343	342	337	338	338	336	338	343
49	LPG Cylinder, 11kg	Each	3700	4000	3850	3850	3795	3970	3200	3752	4074
50	Soap, LifeBuoy	Each	120	100	117	125	125	120	99	117	132

Note: (..) = Currently unavailable/Limited availability  
 (...) = Conventionally unavailable

## **SPI Team**

### **Senior Management:**

Dr. Rafique Ahmed Chandio

Director General

Mr. Muhammad Nasir Khan

Director/Add. Director

### **Analysis Team:**

Mr. Moazam Ali Rind

Statistical Officer

Dr. Faaeza Atiq

Statistical Officer

Mr. Sajid Hussain

Statistical Officer

### **Acknowledgments**

The Sindh Bureau of Statistics (SBOS) sincerely acknowledges the valuable support and cooperation of the Divisional and District Officers, Field Supervisors, and Enumerators who were involved in the collection and monitoring of price data across various markets in Sindh. Their dedicated efforts in timely data collection and field verification have been instrumental in ensuring the accuracy and reliability of the Sensitive Price Index (SPI-Sindh).

The Bureau also appreciates the coordination of the field monitoring teams, whose continued commitment helped maintain the quality and consistency of the data used for this report.

### **Contact us:**

**SPI Analysis Team**

**Economics & Price Statistics Section**

**Sindh Bureau of Statistics**

[pricestatistics.sbos@gmail.com](mailto:pricestatistics.sbos@gmail.com)